

CHICAGO EXECUTIVE AIRPORT LEGISLATIVE COVER MEMORANDUM

AGENDA ITEM NO(S): 26-004

DATE OF BOARD MEETING: March 18, 2026

TITLE OF ITEM SUBMITTED: Resolution 26-004 – A Resolution Authorizing the Payment of Claims

SUBMITTED BY: Jeffrey J. Miller A.A.E., ACE, Executive Director

BASIC DESCRIPTION OF ITEM¹: Check Register (The expenditures contained within are provided for in the current Airport Budget)

BUDGET²: N/A

BIDDING³:

EXHIBIT(S) ATTACHED: Check Register

RECOMMENDATION: To approve

SUBMITTED FOR BOARD CONSIDERATION: Jeffrey J. Miller A.A.E., ACE, Executive Director

¹ *The purpose of the proposed item and a description of same. If the issue is site specific a map must be attached to the memorandum.*

² *If applicable, provide all budgetary considerations as follows: is the item covered in the current budget; fund(s) the item is to be charged to; expenses per fund(s) and total cost; and necessary transfer(s) or supplemental appropriation(s).*

³ *If applicable, describe the bidding process and results for purchases and contracts. If applicable, state whether or not any particular city, state or federal program was considered*

RESOLUTION NO. 26-004

A RESOLUTION AUTHORIZING THE PAYMENT OF CLAIMS

WHEREAS the Chicago Executive Airport Board of Directors is empowered by the Intergovernmental Agreement between the City of Prospect Heights and the Village of Wheeling to authorize agreements, purchases, expenditures, and contracts for items previously approved in the annual budget; and,

WHEREAS in the operation of the Chicago Executive Airport the Board of Directors has incurred certain obligations for payment of debts legally incurred in accordance with the adopted budget; and,

WHEREAS it is in the best interests of the Board of Directors to meet those obligations in a timely manner,

NOW, THEREFORE, BE IT RESOLVED BY THE BOARD OF DIRECTORS OF THE CHICAGO EXECUTIVE AIRPORT, that expenditures in the amount of \$2,028,905.42 on the attached Check Register dated March 13, 2026, are hereby approved.

Director _____ moved, seconded by Director _____ that Resolution No. 26-004 be adopted.

Director Berman _____

Director Dolick _____

Director Hellyer _____

Director Lang _____

Director Kearns _____

Director Saewert _____

ADOPTED this 18th day of March 2026, by the Board of Directors of the Chicago Executive Airport.

James J. Dunne
Chairman

ATTEST:

Scott Saewert
Secretary

Check Register

Date = 02/19/2026 - 03/18/2026

3/13/2026 12:03 PM

Control	Batch	Period	Date	Person	Property	Account	Amount	Reference	Notes
K-1119	487	03/2026	3/18/2026	ADB Safegate Americas LLC (v0000008)	b22c	64240-050 Lighting - Supplies	1,312.98	2026031801	Taxiway Edge Lights
ADB Safegate Americas LLC (v0000008) Total							1,312.98		
K-1164	494	03/2026	3/18/2026	Aetna Truck Parts, Inc. (v0000320)	b22c	64510-050 Vehicle Maint - Supplies	354.80	45324	Glass Cleaner/Shop Towels/Oil
Aetna Truck Parts, Inc. (v0000320) Total							354.80		
K-1120	487	03/2026	3/18/2026	AGHL Law (v0000010)	b22b	52360-050 Legal - General	12,457.83	2026031802	Legal Services thru 1/31/2026
AGHL Law (v0000010) Total							12,457.83		
K-1147	494	03/2026	3/18/2026	American Assoc. Airport Exec. (v0000018)	b22b	12060-210 Prepaid Exp - Other	7,500.00	45307	GA Aviation Conference Host Fee
K-1147	494	03/2026	3/18/2026	American Assoc. Airport Exec. (v0000018)	b22c	12060-210 Prepaid Exp - Other	1,316.00	45307	AAAE Digicast 5/1-4/30/2027
American Assoc. Airport Exec. (v0000018) Total							8,816.00		
K-1121	487	03/2026	3/18/2026	American Welding & Gas Inc (v0000019)	b22c	64330-250 Materials - Propane	73.92	2026031803	Propane/Welding Supplies
K-1121	487	03/2026	3/18/2026	American Welding & Gas Inc (v0000019)	b22c	64330-300 Materials - Welding	87.04	2026031803	Propane/Welding Supplies
American Welding & Gas Inc (v0000019) Total							160.96		
K-1095	475	03/2026	3/5/2026	AT&T (v0000292)	uscs	56550-030 Customs - Telecomm	459.21	2026030502	Customs Phone 2/7-3/6/2026
K-1099	476	03/2026	3/10/2026	AT&T (v0000292)	uscs	56550-030 Customs - Telecomm	589.31	2026031010	Customs Fiber 1/11-2/10/2026
AT&T (v0000292) Total							1,048.52		
K-1137	490	03/2026	3/18/2026	Berman, Steve (v0000037)	b22b	50400-050 Board Stipends*	250.00	2026031824	Board Stipend - Feb 2026
Berman, Steve (v0000037) Total							250.00		
K-1122	487	03/2026	3/18/2026	Blu Petroleum (v0000040)	b22c	62540-220 Other-Fuel Tank Inspection*	315.00	2026031804	Fuel Cloud March 2026
Blu Petroleum (v0000040) Total							315.00		
K-1123	487	03/2026	3/18/2026	C&S Engineers, Inc. (v0000048)	b22	91800-020 RSIP Admin Expense	6,423.00	2026031805	LOA#3 27 RSIP
K-1123	487	03/2026	3/18/2026	C&S Engineers, Inc. (v0000048)	b22	91800-020 RSIP Admin Expense	13,020.00	2026031805	LOA#4 13
K-1123	487	03/2026	3/18/2026	C&S Engineers, Inc. (v0000048)	b22	91800-020 RSIP Admin Expense	69,240.16	2026031805	LOA#5 6
C&S Engineers, Inc. (v0000048) Total							88,683.16		
K-1136	489	03/2026	3/18/2026	Canvas Venue (v0000333)	b22b	12060-210 Prepaid Exp - Other	4,000.00	2026031809	Deposit 2027 Holiday Party
Canvas Venue (v0000333) Total							4,000.00		
K-1148	494	03/2026	3/18/2026	Chicago Communications, LLC (v0000056)	b22c	64510-010 AP 1 2018 Ford Interceptor	280.27	45308	A1 Radio Repair
Chicago Communications, LLC (v0000056) Total							280.27		
K-1078	462	02/2026	2/23/2026	ComEd (v0000065)	b22	52150-020 Utilities - Electricity	7.04	2026022302	Gate 31 11/21-12/22/2025
K-1078	462	02/2026	2/23/2026	ComEd (v0000065)	b22	52150-020 Utilities - Electricity	403.07	2026022302	Shop 11/21-12/22/2025
K-1078	462	02/2026	2/23/2026	ComEd (v0000065)	b22	52150-020 Utilities - Electricity	39.99	2026022302	REIL 11/21-12/22/2025
K-1078	462	02/2026	2/23/2026	ComEd (v0000065)	vault	52150-020 Utilities - Electricity	2,735.70	2026022302	Vault 11/21-12/22/2025
K-1078	462	02/2026	2/23/2026	ComEd (v0000065)	h07	52150-020 Utilities - Electricity	15.16	2026022302	H07 11/21-12/22/2025
K-1078	462	02/2026	2/23/2026	ComEd (v0000065)	h50	52150-020 Utilities - Electricity	156.91	2026022302	H50 11/21-12/22/2025

Check Register

Date = 02/19/2026 - 03/18/2026

3/13/2026 12:03 PM

Control	Batch	Period	Date	Person	Property	Account	Amount	Reference	Notes
K-1078	462	02/2026	2/23/2026	ComEd (v0000065)	h51	52150-020 Utilities - Electricity	124.67	2026022302	H51 11/21-12/22/2025
K-1083	466	02/2026	2/26/2026	ComEd (v0000065)	b22b	52150-020 Utilities - Electricity	22.41	2026022602	1098 Gate 1/23-2/5/2026 Final
K-1093	473	03/2026	3/2/2026	ComEd (v0000065)	uscs	52150-020 Utilities - Electricity	957.03	2026030208	Customs 1/15-2/13/2026
K-1107	481	03/2026	3/2/2026	ComEd (v0000065)	h07	52150-020 Utilities - Electricity	181.30	2026031101	H7 1/25-2/23/2026
K-1096	476	03/2026	3/10/2026	ComEd (v0000065)	b206	52150-020 Utilities - Electricity	346.55	2026031007	206 Ind 1/23-2/23/2026
K-1097	476	03/2026	3/10/2026	ComEd (v0000065)	b22	52150-020 Utilities - Electricity	70.38	2026031006	Viewing Area 1/23-2/23/2026
K-1098	476	03/2026	3/10/2026	ComEd (v0000065)	h05	52150-020 Utilities - Electricity	1,061.73	2026031005	H05 1/23-2/23/2026
K-1098	476	03/2026	3/10/2026	ComEd (v0000065)	h06	52150-020 Utilities - Electricity	1,061.73	2026031005	H06 1/23-2/23/2026
K-1113	484	03/2026	3/12/2026	ComEd (v0000065)	h13	52150-020 Utilities - Electricity	191.03	2026031205	H13 1/15-2/13/2026
ComEd (v0000065) Total							7,374.70		
K-1071	461	02/2026	2/23/2026	Constellation Energy Services (v0000067)	h56	52150-020 Utilities - Electricity	539.03	2026022309	H56 11/21-12/22/2025
K-1072	461	02/2026	2/23/2026	Constellation Energy Services (v0000067)	h55	52150-020 Utilities - Electricity	539.65	2026022303	H55 11/21-12/22/2025
K-1073	461	02/2026	2/23/2026	Constellation Energy Services (v0000067)	h53	52150-020 Utilities - Electricity	374.16	2026022307	H53 11/21-12/22/2025
K-1074	461	02/2026	2/23/2026	Constellation Energy Services (v0000067)	h57	52150-020 Utilities - Electricity	250.42	2026022304	H57 11/21-12/22/2025
K-1075	461	02/2026	2/23/2026	Constellation Energy Services (v0000067)	h54	52150-020 Utilities - Electricity	571.14	202602305	H54 11/21-12/22/2025
K-1076	461	02/2026	2/23/2026	Constellation Energy Services (v0000067)	h52	52150-020 Utilities - Electricity	923.59	2026022306	H52 11/21-12/22/2025
K-1077	461	02/2026	2/23/2026	Constellation Energy Services (v0000067)	b22	52150-020 Utilities - Electricity	5.96	2026022308	Gate 31 11/21-12/22/2025
K-1077	461	02/2026	2/23/2026	Constellation Energy Services (v0000067)	b22c	52150-020 Utilities - Electricity	341.42	2026022308	Shop 11/21-12/22/2025
K-1077	461	02/2026	2/23/2026	Constellation Energy Services (v0000067)	b22	52150-020 Utilities - Electricity	33.87	2026022308	REIL 11/21-12/22/2025
K-1077	461	02/2026	2/23/2026	Constellation Energy Services (v0000067)	vault	52150-020 Utilities - Electricity	2,317.25	2026022308	Vault 11/21-12/22/2025
K-1077	461	02/2026	2/23/2026	Constellation Energy Services (v0000067)	h07	52150-020 Utilities - Electricity	12.84	2026022308	H7 11/21-12/22/2025
K-1077	461	02/2026	2/23/2026	Constellation Energy Services (v0000067)	h50	52150-020 Utilities - Electricity	132.91	2026022308	H50 11/21-12/22/2025
K-1077	461	02/2026	2/23/2026	Constellation Energy Services (v0000067)	h51	52150-020 Utilities - Electricity	368.18	2026022308	H51 11/21-12/22/2025
K-1124	487	03/2026	3/18/2026	Constellation Energy Services (v0000067)	b22	52150-020 Utilities - Electricity	50.02	2026031806	Wolf Rd Gate 12/13-1/15/2026
Constellation Energy Services (v0000067) Total							6,460.44		
K-1108	482	04/2026	3/11/2026	Cook County Collector (v0000068)	h11	52151-000 Property Taxes	32,552.15	3112026	H11 2025 1st Installment
K-1109	482	04/2026	3/11/2026	Cook County Collector (v0000068)	h05	52151-000 Property Taxes	103,833.10	3112026	H5/6 2025 1st Installment
K-1109	482	04/2026	3/11/2026	Cook County Collector (v0000068)	h06	52151-000 Property Taxes	34,611.04	3112026	H5/6 2025 1st Installment
Cook County Collector (v0000068) Total							170,996.29		
K-1145	493	03/2026	3/18/2026	Crawford, Murphy & Tilly, Inc. (v0000071)	b22	78000-260 PWK-5161 Reconfig Taxi E Design	149,000.00	2026031825	PWK 5161 Reconfig Taxi E
K-1145	493	03/2026	3/18/2026	Crawford, Murphy & Tilly, Inc. (v0000071)	b22	78000-200 PWK - 5161 Design Reconfig Taxi E	9,805.79	2026031825	PWK-5161 Reconfig Taxiway E 2/1-9/30/2025
K-1145	493	03/2026	3/18/2026	Crawford, Murphy & Tilly, Inc. (v0000071)	b22	78000-260 PWK-5161 Reconfig Taxi E Design	572.98	2026031825	PWK 5161 Reconfig Taxi E
K-1145	493	03/2026	3/18/2026	Crawford, Murphy & Tilly, Inc. (v0000071)	b22	78000-260 PWK-5161 Reconfig Taxi E Design	353.56	2026031825	PWK-5161 Reconfig Taxiway E Dec 2025
K-1145	493	03/2026	3/18/2026	Crawford, Murphy & Tilly, Inc. (v0000071)	b22	56200-050 Lease Development	4,270.00	2026031825	Sky Harbour Development Dec 2025
K-1145	493	03/2026	3/18/2026	Crawford, Murphy & Tilly, Inc. (v0000071)	b22	78000-260 PWK-5161 Reconfig Taxi E Design	2,308.66	2026031825	PWK 5161 Reconfig Taxi E
K-1145	493	03/2026	3/18/2026	Crawford, Murphy & Tilly, Inc. (v0000071)	b22	78000-260 PWK-5161 Reconfig Taxi E Design	67,863.45	2026031825	PWK 5161 Reconfig Taxi E
K-1145	493	03/2026	3/18/2026	Crawford, Murphy & Tilly, Inc. (v0000071)	b22	78000-580 PWK-4795 Construction East Quad Apron	7,650.12	2026031825	PWK-4795 East Quad Jan 2026
K-1145	493	03/2026	3/18/2026	Crawford, Murphy & Tilly, Inc. (v0000071)	b22	52180-100 Engineering - General Services	8,436.60	2026031825	General Engineering/Tips Dec 2025
K-1145	493	03/2026	3/18/2026	Crawford, Murphy & Tilly, Inc. (v0000071)	b22	56200-050 Lease Development	13,512.50	2026031825	Lease Development Dec 2025

Check Register

Date = 02/19/2026 - 03/18/2026

3/13/2026 12:03 PM

Control	Batch	Period	Date	Person	Property	Account	Amount	Reference	Notes
K-1145	493	03/2026	3/18/2026	Crawford, Murphy & Tilly, Inc. (v0000071)	b22	56200-050 Lease Development	787.50	2026031825	Lease Development Jan 2026
K-1145	493	03/2026	3/18/2026	Crawford, Murphy & Tilly, Inc. (v0000071)	b22	52180-100 Engineering - General Services	15,138.15	2026031825	General Engineering Jan 2026
K-1145	493	03/2026	3/18/2026	Crawford, Murphy & Tilly, Inc. (v0000071)	b22	56200-050 Lease Development	2,681.25	2026031825	Jan 2026 lease development
K-1145	493	03/2026	3/18/2026	Crawford, Murphy & Tilly, Inc. (v0000071)	b22	78020-031 PWK-5128 NE Quad-Taxiway-Construction	52,295.68	2026031825	PWK-5128 NE Quad Taxiway 5/28-7/31/2025
K-1145	493	03/2026	3/18/2026	Crawford, Murphy & Tilly, Inc. (v0000071)	b22	78020-031 PWK-5128 NE Quad-Taxiway-Construction	26,777.77	2026031825	PWK-5128 NE Quad Taxiway 7/1-8/31/2025
Crawford, Murphy & Tilly, Inc. (v0000071) Total							361,454.01	-361454.01	
K-1165	494	03/2026	3/18/2026	Crown Lift Trucks (v0000328)	b22c	64510-130 AP 35 2004 Yale Forklift	645.00	45325	AP35 Fork Lift
Crown Lift Trucks (v0000328) Total							645.00		
K-1127	489	03/2026	3/18/2026	Cryotech Deicing Technology (v0000075)	b22c	12060-030 Prepaid Exp - E36 Potassium Acet	25,644.80	2026031808	Runway De-Icer
Cryotech Deicing Technology (v0000075) Total							25,644.80		
K-1163	494	03/2026	3/18/2026	Crystal Maintenance Plus Corp (v0000287)	b22b	52480-100 Office - Janitorial	694.30	45323	Office March 2026
K-1163	494	03/2026	3/18/2026	Crystal Maintenance Plus Corp (v0000287)	b206	52480-110 RSIP Office - Janitorial	470.53	45323	RSIP March 2026
K-1163	494	03/2026	3/18/2026	Crystal Maintenance Plus Corp (v0000287)	h05	52480-120 H5-H6 - Janitorial	361.25	45323	H05 March 2026
K-1163	494	03/2026	3/18/2026	Crystal Maintenance Plus Corp (v0000287)	uscs	56550-140 US Customs Facility - Janitorial	476.37	45323	Customs March 2026
Crystal Maintenance Plus Corp (v0000287) Total							2,002.45		
K-1138	490	03/2026	3/18/2026	Dolick, Matthew Jerome (v0000079)	b22b	50400-050 Board Stipends*	250.00	2026031821	Board Stipend - Feb 2026
Dolick, Matthew Jerome (v0000079) Total							250.00		
K-1143	490	03/2026	3/18/2026	Dunne, James J (v0000313)	b22b	50400-050 Board Stipends*	400.00	2026031818	Board Stipend - Feb 2026
Dunne, James J (v0000313) Total							400.00		
K-1149	494	03/2026	3/18/2026	Durabilt Fence, L.L.C. (v0000083)	b22c	62270-050 Fence Maintenance - Gate Reprs	2,495.00	45309	2.6.2026 Airport Incident
Durabilt Fence, L.L.C. (v0000083) Total							2,495.00		
K-1070	460	02/2026	2/19/2026	Esguerra (cesguerr)	b22b	54060-150 Airport Meetings	155.95	2026021901	CE - JJ lunch for Wight meeting. Personal card used
Esguerra (cesguerr) Total							155.95		
K-1128	489	03/2026	3/18/2026	Excel Plumbing (v0000091)	b201	52090-050 Building Repairs	765.00	2026031810	201 Ind Plumbing repair
Excel Plumbing (v0000091) Total							765.00		
K-1150	494	03/2026	3/18/2026	First Choice Coffee Svc (v0000097)	b22b	52150-030 Utilities - Water	47.20	45310	Water Cooler Feb 2026
K-1150	494	03/2026	3/18/2026	First Choice Coffee Svc (v0000097)	b22b	52150-030 Utilities - Water	47.20	45310	Water Cooler Mar 2026
K-1150	494	03/2026	3/18/2026	First Choice Coffee Svc (v0000097)	b22b	54060-150 Airport Meetings	111.40	45310	Coffee/Creamer/Supplies
First Choice Coffee Svc (v0000097) Total							205.80		
K-1151	494	03/2026	3/18/2026	Fleck's Landscaping (v0000098)	b22c	62540-310 Snow Plowing/Removal*	3,346.00	45311	Snow Salt/Plowing Feb 2026
Fleck's Landscaping (v0000098) Total							3,346.00		
K-1152	494	03/2026	3/18/2026	Flight Light Inc. (v0000099)	b22c	64240-050 Lighting - Supplies	752.46	45312	2/6/2026 Airport Incident
Flight Light Inc. (v0000099) Total							752.46		

Check Register

Date = 02/19/2026 - 03/18/2026

3/13/2026 12:03 PM

Control	Batch	Period	Date	Person	Property	Account	Amount	Reference	Notes
K-1129	489	03/2026	3/18/2026	FlightAware (v0000100)	b22c 64420-050 Software - Ops-Maint		1,092.50	2026031811	FlightAware FBO Toolbox: PWK
FlightAware (v0000100) Total							1,092.50		
K-1139	490	03/2026	3/18/2026	Hellyer, Bill (v0000123)	b22b 50400-050 Board Stipends*		250.00	2026031823	Board Stipend - Feb 2026
Hellyer, Bill (v0000123) Total							250.00		
K-1135	489	03/2026	3/18/2026	Highstake 35, dba Mercury Public Affairs (v0000312)	b22b 52405-050 Public Relations		5,000.00	2026031812	Month of Feb 2026
Highstake 35, dba Mercury Public Affairs (v0000312) Total							5,000.00		
K-1085	467	02/2026	2/26/2026	IL American Water (v0000133)	uscs 52150-030 Utilities - Water		107.49	2026022604	Customs Fire/H20 1/31-2/27/2026
K-1085	467	02/2026	2/26/2026	IL American Water (v0000133)	uscs 56550-120 US Customs Facility - Water		(10.65)	2026022604	IL American Water Adjustment 012026
K-1086	468	02/2026	2/26/2026	IL American Water (v0000133)	h51 52150-030 Utilities - Water		76.51	2026022603	H51 01/31-2/27/2026
K-1086	468	02/2026	2/26/2026	IL American Water (v0000133)	h50 52150-030 Utilities - Water		76.50	2026022603	H50 01/31-2/27/2026
K-1086	468	02/2026	2/26/2026	IL American Water (v0000133)	uscs 56550-120 US Customs Facility - Water		(10.65)	2026022603	IL American Water Adjustment 012026
K-1087	469	02/2026	2/26/2026	IL American Water (v0000133)	uscs 52150-030 Utilities - Water		55.02	2026022605	Customs Fire/H20 1/31-2/27/2026
K-1087	469	02/2026	2/26/2026	IL American Water (v0000133)	uscs 56550-120 US Customs Facility - Water		(10.65)	2026022605	IL American Water Adjustment 012026
K-1088	470	02/2026	2/27/2026	IL American Water (v0000133)	h50 52150-030 Utilities - Water		31.74	2026022702	H50 Water 01/01-01/30/2026
K-1088	470	02/2026	2/27/2026	IL American Water (v0000133)	h51 52150-030 Utilities - Water		31.75	2026022702	H51 Water 01/01-01/30/2026
K-1088	470	02/2026	2/27/2026	IL American Water (v0000133)	h50 52150-030 Utilities - Water		(10.65)	2026022702	Courtesy Adj 210002526497 012026
IL American Water (v0000133) Total							336.41		
K-1153	494	03/2026	3/18/2026	Imperial Surveillance (v0000139)	b22c 62540-290 Security Access Control - Monthly Fee		485.27	45313	Access 3/6-4/5/2026
K-1153	494	03/2026	3/18/2026	Imperial Surveillance (v0000139)	b22c 62540-280 Security Cameras - Monthly Fee		1,964.20	45313	Security Cameras 03/07 - 4/6/2026
K-1153	494	03/2026	3/18/2026	Imperial Surveillance (v0000139)	b22c 62540-290 Security Access Control - Monthly Fee		33.79	45313	LTE Sim 3/10-4/9/2026
Imperial Surveillance (v0000139) Total							2,483.26		
K-1132	489	03/2026	3/18/2026	Integrated Systems Associates, Inc. (v0000284)	b22b 52540-200 Consultants		500.00	2026031813	Yardi Conversion
Integrated Systems Associates, Inc. (v0000284) Total							500.00		
K-1094	474	02/2026	2/26/2026	JP Morgan Chase Bank (v0000148)	b22c 64270-050 Other - Snow event meals*		32.64	2026022606	KM-(JEWEL-OSCO.COM #4308) 01-26-2026 Fresh Fruit Snow Team-Staff
K-1094	474	02/2026	2/26/2026	JP Morgan Chase Bank (v0000148)	b22b 52600-150 Mailing & Delivery - Postage		392.75	2026022606	KM-(USPS.COM POSTAL STORE) 01-27-2026 Stamps
K-1094	474	02/2026	2/26/2026	JP Morgan Chase Bank (v0000148)	b22c 64270-050 Other - Snow event meals*		(11.07)	2026022606	KM-(JEWEL OSCO 4308) 01-26-2026 Fresh Fruit Snow Team-Staff
K-1094	474	02/2026	2/26/2026	JP Morgan Chase Bank (v0000148)	h52 62090-070 NE T-Hangars Building Maint-Supplies		286.06	2026022606	NM-(CARROLL PARTS) 01-23-2026 NE T's Bathroom Heater Fan
K-1094	474	02/2026	2/26/2026	JP Morgan Chase Bank (v0000148)	b22c 64090-100 Equip/Tools - Shop Equipment		165.00	2026022606	NM-(HOMEDEPOT.COM) 01-07-2026 Drain Gate & Manhole Cover Lifter
K-1094	474	02/2026	2/26/2026	JP Morgan Chase Bank (v0000148)	b22c 64090-100 Equip/Tools - Shop Equipment		299.00	2026022606	NM-(THE HOME DEPOT #1913) 01-07-2026 Impact Wrench-Atomic Compact Tool
K-1094	474	02/2026	2/26/2026	JP Morgan Chase Bank (v0000148)	b22c 64090-100 Equip/Tools - Shop Equipment		1,304.94	2026022606	NM-(THE HOME DEPOT #1913) 01-07-2026 Atomic Ratchet-4 port charger-reciprocating saw-Stick Vacuum-screw driver set
K-1094	474	02/2026	2/26/2026	JP Morgan Chase Bank (v0000148)	b22c 64090-100 Equip/Tools - Shop Equipment		67.98	2026022606	NM-(HOMEDEPOT.COM) 01-08-2026 Manhole Cover Hook w Steel T-style Handle
K-1094	474	02/2026	2/26/2026	JP Morgan Chase Bank (v0000148)	b22c 64270-050 Other - Snow event meals*		112.08	2026022606	NM-(MCDONALD'S F6941) 01-14-2026 Snow Ops Food - Mc Donalds

Check Register

Date = 02/19/2026 - 03/18/2026

3/13/2026 12:03 PM

Control	Batch	Period	Date	Person	Property	Account	Amount	Reference	Notes
K-1094	474	02/2026	2/26/2026	JP Morgan Chase Bank (v0000148)	b22c	64270-050 Other - Snow event meals*	77.98	2026022606	NM-(JIMMY JOHNS 483 - WH) 01-17-2026 Snow Ops Food - Jimmy Johns
K-1094	474	02/2026	2/26/2026	JP Morgan Chase Bank (v0000148)	b22c	64270-050 Other - Snow event meals*	40.05	2026022606	NM-(DUNKIN #365688) 01-19-2026 Snow Ops Food - Dunkin Donuts
K-1094	474	02/2026	2/26/2026	JP Morgan Chase Bank (v0000148)	b22c	64270-050 Other - Snow event meals*	56.50	2026022606	NM-(JIMMY JOHNS 483 - WH) 01-25-2026 Snow Ops Food - Jimmy Johns
K-1094	474	02/2026	2/26/2026	JP Morgan Chase Bank (v0000148)	b22c	64270-050 Other - Snow event meals*	37.89	2026022606	NM-(DUNKIN #365688) 01-29-2026 Snow Ops Food - Mtg Safety Protocols
K-1094	474	02/2026	2/26/2026	JP Morgan Chase Bank (v0000148)	b22c	64480-150 Supplies - Shop Supplies	154.00	2026022606	NM-(NORTHWEST ELECTRICAL SUP) 01-06-2026 Fuse E-36 Pump House
K-1094	474	02/2026	2/26/2026	JP Morgan Chase Bank (v0000148)	b22c	64480-150 Supplies - Shop Supplies	100.88	2026022606	NM-(THE HOME DEPOT #1913) 01-06-2026 Lysol wipes-Time Delay Cartridge
K-1094	474	02/2026	2/26/2026	JP Morgan Chase Bank (v0000148)	b22c	64480-150 Supplies - Shop Supplies	5.34	2026022606	NM-(THE HOME DEPOT 1913) 01-12-2026 3x8 SS Pan Machine Screws
K-1094	474	02/2026	2/26/2026	JP Morgan Chase Bank (v0000148)	b22c	64480-150 Supplies - Shop Supplies	101.70	2026022606	NM-(BATTERIES PLUS #0576) 01-29-2026 Batteries Emergency Lightning for Shop-Office
K-1094	474	02/2026	2/26/2026	JP Morgan Chase Bank (v0000148)	b22c	64510-330 AP 33 2016 Ford Dump	334.48	2026022606	NM-(NORTHSHORE TRUCK AND EQUI) 01-02-2026 AP33 Motor Auger-fitting
K-1094	474	02/2026	2/26/2026	JP Morgan Chase Bank (v0000148)	b22c	64510-330 AP 33 2016 Ford Dump	90.62	2026022606	NM-(ACME TRUCK BRAKE & SUPPL) 01-05-2026 AP 33Hydraulic Filter
K-1094	474	02/2026	2/26/2026	JP Morgan Chase Bank (v0000148)	b206	52720-110 206 Phone - Internet	332.02	2026022606	JG-(COMCAST - XFINITY) 01-03-2026 RSIP-phones-internet
K-1094	474	02/2026	2/26/2026	JP Morgan Chase Bank (v0000148)	b22b	52540-050 Other Services - Web Maint.	330.65	2026022606	JG-(COMCAST - XFINITY) 01-24-2026 Office-Shop internet
K-1094	474	02/2026	2/26/2026	JP Morgan Chase Bank (v0000148)	h11	52540-060 Other Services - Hangar 11 Internet	290.70	2026022606	JG-(COMCAST - XFINITY) 01-11-2026 H11 internet for cameras
K-1094	474	02/2026	2/26/2026	JP Morgan Chase Bank (v0000148)	b22b	52720-050 Telephone - Cellular	0.99	2026022606	JG-(APPLE.COM-BILL) 01-20-2026 Additional iPhone storage
K-1094	474	02/2026	2/26/2026	JP Morgan Chase Bank (v0000148)	b22b	52720-100 Telephone - Local	10.00	2026022606	JG-(HUMBLEFAX) Office fax line
K-1094	474	02/2026	2/26/2026	JP Morgan Chase Bank (v0000148)	b22b	52120-050 Conference Registration	584.75	2026022606	JM-(NASAO) 01-22-2026 2026 NASAO Washington Conference
K-1094	474	02/2026	2/26/2026	JP Morgan Chase Bank (v0000148)	b22b	52120-250 Business Luncheon	80.66	2026022606	JM-(BOB CHINNS CRAB HOUSE) 01-08-2026 Business Lunch
K-1094	474	02/2026	2/26/2026	JP Morgan Chase Bank (v0000148)	b22b	52120-250 Business Luncheon	53.96	2026022606	JM-(THE ORIGINAL GRANNYS) 01-16-2026 Business Lunch
K-1094	474	02/2026	2/26/2026	JP Morgan Chase Bank (v0000148)	b22b	52750-050 Travel Expenses - Admin	15.96	2026022606	JM-(LYFT *RIDE WED 11AM) 01-07-2026 Business Meeting (transportation)
K-1094	474	02/2026	2/26/2026	JP Morgan Chase Bank (v0000148)	b22b	52750-050 Travel Expenses - Admin	16.92	2026022606	JM-(LYFT *RIDE WED 1PM) 01-07-2026 Business Meeting (transportation)
K-1094	474	02/2026	2/26/2026	JP Morgan Chase Bank (v0000148)	b22b	52750-050 Travel Expenses - Admin	13.50	2026022606	JM-(METRA MOBILE) 01-07-2026 Business Meeting (transportation)
K-1094	474	02/2026	2/26/2026	JP Morgan Chase Bank (v0000148)	b22b	52750-050 Travel Expenses - Admin	2.72	2026022606	JM-(METROPOLIS PARKING) 01-08-2026 Business Meeting (transportation)
K-1094	474	02/2026	2/26/2026	JP Morgan Chase Bank (v0000148)	b22b	52750-050 Travel Expenses - Admin	311.98	2026022606	JM-(UNITED AIRLINES) 01-22-2026 2026 NASAO Conf. (flight tickets)
K-1094	474	02/2026	2/26/2026	JP Morgan Chase Bank (v0000148)	b22b	52750-050 Travel Expenses - Admin	14.99	2026022606	JM-(LYFT *RIDE WED 11AM) 01-28-2026 Business Meeting (transportation)
K-1094	474	02/2026	2/26/2026	JP Morgan Chase Bank (v0000148)	b22b	52750-050 Travel Expenses - Admin	19.92	2026022606	JM-(LYFT *RIDE WED 6PM) 01-29-2026 Business Meeting (transportation)
K-1094	474	02/2026	2/26/2026	JP Morgan Chase Bank (v0000148)	b22b	52750-050 Travel Expenses - Admin	13.50	2026022606	JM-(METRA MOBILE) 01-28-2026 Business Meeting (transportation)
K-1094	474	02/2026	2/26/2026	JP Morgan Chase Bank (v0000148)	b22b	52750-050 Travel Expenses - Admin	2.72	2026022606	JM-(METROPOLIS PARKING) 01-29-2026 Business Meeting (transportation)
K-1094	474	02/2026	2/26/2026	JP Morgan Chase Bank (v0000148)	b22c	52540-050 Other Services - Web Maint.	15.00	2026022606	AW-(UBIQUITI INC.) Backup internet
K-1094	474	02/2026	2/26/2026	JP Morgan Chase Bank (v0000148)	b22c	52540-230 Other - Satellite Programming	82.99	2026022606	AW-(GOOGLE YOUTUBE TV) 01-22-2026 Youtube Subscription

Check Register

Date = 02/19/2026 - 03/18/2026

3/13/2026 12:03 PM

Control	Batch	Period	Date	Person	Property	Account	Amount	Reference	Notes
K-1094	474	02/2026	2/26/2026	JP Morgan Chase Bank (v0000148)	b22c	52720-050 Telephone - Cellular	436.98	2026022606	AW-(UNITED AIRLINES) 01-23-2026 98th Annual AAAE Conference (Flight Tickets)
K-1094	474	02/2026	2/26/2026	JP Morgan Chase Bank (v0000148)	b22c	60900-030 Uniforms - Safety Equipment	104.04	2026022606	AW-(AMAZON MKTPL) 01-06-2026 Uniform Rain Defender Loose Fit Sweatshirts (3)
K-1094	474	02/2026	2/26/2026	JP Morgan Chase Bank (v0000148)	b22c	60900-030 Uniforms - Safety Equipment	4.22	2026022606	AW-(AMAZON.COM*387TL2A53) 01-06-2026 Burn Cream Packets
K-1094	474	02/2026	2/26/2026	JP Morgan Chase Bank (v0000148)	b22c	60900-030 Uniforms - Safety Equipment	23.02	2026022606	AW-(AMAZON.COM*V56VZ0KF3) 01-14-2026 Physicians Eye Wash
K-1094	474	02/2026	2/26/2026	JP Morgan Chase Bank (v0000148)	b22c	60900-030 Uniforms - Safety Equipment	29.98	2026022606	AW-(AMAZON.COM*1W91A9QS3) 01-14-2026 Physicians Eye Wash
K-1094	474	02/2026	2/26/2026	JP Morgan Chase Bank (v0000148)	b206	62090-050 Building Repair	3,218.75	2026022606	AW-(EXCEL PLUMBING - EXCELPLU) 01-09-2026 - 206 Industriel Deposit Plumbing Issues
K-1094	474	02/2026	2/26/2026	JP Morgan Chase Bank (v0000148)	h05	62090-060 H5/H6 Building Maint - Supplies	470.00	2026022606	AW-(SERVICE SANITATION) 12-31-2025 Porta Potty rental (Hanger 5)
K-1094	474	02/2026	2/26/2026	JP Morgan Chase Bank (v0000148)	h05	62090-060 H5/H6 Building Maint - Supplies	(754.24)	2026022606	AW-(SUNBELT RENTALS #1224) 12-31-2025 Lift Hangar 5 Repairs
K-1094	474	02/2026	2/26/2026	JP Morgan Chase Bank (v0000148)	h05	62090-060 H5/H6 Building Maint - Supplies	264.77	2026022606	AW-(MARGO SUPPLIES LLC) 01-02-2026 Solar Case Kit
K-1094	474	02/2026	2/26/2026	JP Morgan Chase Bank (v0000148)	h52	62090-070 NE T-Hangars Building Maint-Supplies	35.14	2026022606	AW-(AMAZON MKTPL) 01-09-2026 NE T Bathrooms Supplies
K-1094	474	02/2026	2/26/2026	JP Morgan Chase Bank (v0000148)	b22c	62720-050 Telephone - Cellular	45.32	2026022606	AW-(GRASSHOPPER GROUP LLC) 01-25-2026 Grasshopper Subscription
K-1094	474	02/2026	2/26/2026	JP Morgan Chase Bank (v0000148)	b22c	62750-040 Travel Expenses - Ops/Maint	316.99	2026022606	AW-(UNITED AIRLINES) 01-06-2026 NBAA SDC Conference (Flight Tickets)
K-1094	474	02/2026	2/26/2026	JP Morgan Chase Bank (v0000148)	b22c	62750-040 Travel Expenses - Ops/Maint	119.75	2026022606	AW-(AP020 - PF O'HARE ONLINE) 01-10-2026 NBAA SDC Conference (Airport Parking Reservation)
K-1094	474	02/2026	2/26/2026	JP Morgan Chase Bank (v0000148)	b22c	64090-050 Equip/Tools - Communications, Radios	204.59	2026022606	AW-(DX ENGINEERING 8000) 01-06-2026 Radio Supplies Hands Free Microphone
K-1094	474	02/2026	2/26/2026	JP Morgan Chase Bank (v0000148)	b22c	64090-050 Equip/Tools - Communications, Radios	76.69	2026022606	AW-(AMAZON MKTPL) 01-07-2026 Vehicle and Radio Supplies
K-1094	474	02/2026	2/26/2026	JP Morgan Chase Bank (v0000148)	b22c	64090-050 Equip/Tools - Communications, Radios	204.59	2026022606	AW-(DX ENGINEERING 8000) 01-07-2026 Radio Supplies Hands Free Microphone
K-1094	474	02/2026	2/26/2026	JP Morgan Chase Bank (v0000148)	b22c	64090-100 Equip/Tools - Shop Equipment	155.91	2026022606	AW-(AMAZON MKTPL) 01-07-2026 Grabber Reacher Tool-Binoculars High Powered
K-1094	474	02/2026	2/26/2026	JP Morgan Chase Bank (v0000148)	b22c	64270-050 Other - Snow event meals*	73.82	2026022606	AW-(KFC C119014) 01-10-2026 Snow Ops Food - KFC
K-1094	474	02/2026	2/26/2026	JP Morgan Chase Bank (v0000148)	b22c	64270-050 Other - Snow event meals*	47.92	2026022606	AW-(JIMMY JOHNS 483 - ECOM) 01-14-2026 Snow Ops Food
K-1094	474	02/2026	2/26/2026	JP Morgan Chase Bank (v0000148)	b22c	64270-050 Other - Snow event meals*	100.56	2026022606	AW-(CHICAGO BAGEL AND BIALY) 01-17-2026 Snow Ops Food
K-1094	474	02/2026	2/26/2026	JP Morgan Chase Bank (v0000148)	b22c	64270-050 Other - Snow event meals*	60.44	2026022606	AW-(DAGOSTINOS PIZZERIA WHEE) 01-18-2026 Snow Ops Food - Dagostino's Pizza
K-1094	474	02/2026	2/26/2026	JP Morgan Chase Bank (v0000148)	b22c	64270-050 Other - Snow event meals*	38.10	2026022606	AW-(POPEYES 13763) 01-16-2026 Snow Ops Food - Popeyes
K-1094	474	02/2026	2/26/2026	JP Morgan Chase Bank (v0000148)	b22c	64270-050 Other - Snow event meals*	32.47	2026022606	AW-(DUNKIN #365688) 01-21-2026 Snow Ops Food - Dunkin
K-1094	474	02/2026	2/26/2026	JP Morgan Chase Bank (v0000148)	b22c	64270-050 Other - Snow event meals*	11.64	2026022606	AW-(POPEYES 13763) 01-24-2026 Snow Ops Food - Popeyes
K-1094	474	02/2026	2/26/2026	JP Morgan Chase Bank (v0000148)	b22c	64270-050 Other - Snow event meals*	24.28	2026022606	AW-(POPEYES 13763) 01-24-2026 Snow Ops Food - Popeyes
K-1094	474	02/2026	2/26/2026	JP Morgan Chase Bank (v0000148)	b22c	64270-100 Other expenses	59.99	2026022606	AW-(AMAZON MKTPL) 01-22-2026 CO2 Cartridge for Soda Stream
K-1094	474	02/2026	2/26/2026	JP Morgan Chase Bank (v0000148)	b22c	64390-050 Signage - Supplies	65.03	2026022606	AW-(AMAZON MKTPL) 01-13-2026 Restricted Area Do Not Enter
K-1094	474	02/2026	2/26/2026	JP Morgan Chase Bank (v0000148)	b22c	64390-050 Signage - Supplies	14.40	2026022606	AW-(AMAZON MKTPL) 01-13-2026 No Firearms signage
K-1094	474	02/2026	2/26/2026	JP Morgan Chase Bank (v0000148)	b22c	64420-050 Software - Ops-Maint	15.00	2026022606	AW-(CANVA* I04773-51140233) 01-26-2026 Canva Subscription

Check Register

Date = 02/19/2026 - 03/18/2026

3/13/2026 12:03 PM

Control	Batch	Period	Date	Person	Property	Account	Amount	Reference	Notes
K-1094	474	02/2026	2/26/2026	JP Morgan Chase Bank (v0000148)	b22c	64480-050 Supplies - Aircraft Tdwn Suppls	23.95	2026022606	AW-(AMAZON MKTPL) 01-05-2026 No Dumping
K-1094	474	02/2026	2/26/2026	JP Morgan Chase Bank (v0000148)	b22c	64480-150 Supplies - Shop Supplies	185.99	2026022606	AW-(AMAZON MKTPL) 01-05-2026 Fire Extinguisher Cabinet
K-1094	474	02/2026	2/26/2026	JP Morgan Chase Bank (v0000148)	b22c	64480-150 Supplies - Shop Supplies	9.49	2026022606	AW-(AMAZON MKTPL) 01-06-2026 Fire Extinguisher Stickers
K-1094	474	02/2026	2/26/2026	JP Morgan Chase Bank (v0000148)	b22c	64480-150 Supplies - Shop Supplies	76.85	2026022606	AW-(AMAZON MKTPL) 01-08-2026 All weater PET Label Cartridge (3)
K-1094	474	02/2026	2/26/2026	JP Morgan Chase Bank (v0000148)	b22c	64480-150 Supplies - Shop Supplies	176.76	2026022606	AW-(AMAZON MKTPL) 01-08-2026 Desktop Label Maker
K-1094	474	02/2026	2/26/2026	JP Morgan Chase Bank (v0000148)	b22c	64480-150 Supplies - Shop Supplies	47.98	2026022606	AW-(AMAZON MKTPL) 01-12-2026 Orange Flagging Tape
K-1094	474	02/2026	2/26/2026	JP Morgan Chase Bank (v0000148)	b22c	64480-150 Supplies - Shop Supplies	(33.10)	2026022606	AW-(AMAZON MKTPL) 01-15-2026 Refund from Amazon (Aviation PTT Button)
K-1094	474	02/2026	2/26/2026	JP Morgan Chase Bank (v0000148)	b22c	64480-150 Supplies - Shop Supplies	(16.56)	2026022606	AW-(AMAZON MKTPL) 01-15-2026 Refund from Amazon (Clear Plexiglass Panel)
K-1094	474	02/2026	2/26/2026	JP Morgan Chase Bank (v0000148)	b22c	64510-010 AP 1 2018 Ford Interceptor	24.06	2026022606	AW-(AMAZON.COM*KO5ML7093) 01-20-2026 AP1 Air cabin filter
K-1094	474	02/2026	2/26/2026	JP Morgan Chase Bank (v0000148)	b22c	64510-010 AP 1 2018 Ford Interceptor	153.95	2026022606	AW-(EBAY O*08-14155-48399) 01-26-2026 AP1 RoadWatch Commercial Vehicle Group Sensor
K-1094	474	02/2026	2/26/2026	JP Morgan Chase Bank (v0000148)	b22c	64510-010 AP 1 2018 Ford Interceptor	63.95	2026022606	AW-(AMAZON MKTPL) 01-26-2026 AP1 Windshield Reservoir
K-1094	474	02/2026	2/26/2026	JP Morgan Chase Bank (v0000148)	b22c	64510-010 AP 1 2018 Ford Interceptor	133.87	2026022606	AW-(AMAZON MKTPL) 01-27-2026 AP1 Car Phone Holder-Nylon Duck Canvas Fitted Bucket Sear Cover-Cup Holder
K-1094	474	02/2026	2/26/2026	JP Morgan Chase Bank (v0000148)	b22c	64510-020 AP 2 2020 Ford Escape	27.98	2026022606	AW-(AMAZON MKTPL) 01-22-2026 AP2 Car Steering Wheel Cover
K-1094	474	02/2026	2/26/2026	JP Morgan Chase Bank (v0000148)	b22b	52120-050 Conference Registration	1,150.00	2026022606	GS-(AIRPORTS CNCIL ACI-NA) 01-28-2026 ACI-NA 2026 Airports @ Work Conference
K-1094	474	02/2026	2/26/2026	JP Morgan Chase Bank (v0000148)	b22b	12060-210 Prepaid Exp - Other	10.00	2026022606	OD-(DRI*SIGNS) 01-19-2026 5K Supplies
K-1094	474	02/2026	2/26/2026	JP Morgan Chase Bank (v0000148)	b22b	12060-210 Prepaid Exp - Other	233.04	2026022606	OD-(SQ *EASY BREEZY BASH CO) 01-26-2026 5k - Block Letters Rental
K-1094	474	02/2026	2/26/2026	JP Morgan Chase Bank (v0000148)	b22b	54060-150 Airport Meetings	50.89	2026022606	OD-(WALMART.COM) 01-01-2026 Drinking Water
K-1094	474	02/2026	2/26/2026	JP Morgan Chase Bank (v0000148)	b22b	54060-150 Airport Meetings	116.70	2026022606	OD-(WALMART.COM) 01-18-2026 Soft Drinks
K-1094	474	02/2026	2/26/2026	JP Morgan Chase Bank (v0000148)	b22b	54255-200 PR - Special Events	131.17	2026022606	OD-(RACE RESULT AMERICAS INC.) 12-31-2025 5K Safety Pins
K-1094	474	02/2026	2/26/2026	JP Morgan Chase Bank (v0000148)	b22b	54255-220 PR - Clothing	2,000.00	2026022606	OD-(IN *TRANSFORMED DESIGN IN) 01-05-2026 VD Shirts (Printing and Shipping)
K-1094	474	02/2026	2/26/2026	JP Morgan Chase Bank (v0000148)	b22b	54480-150 Supplies - Office	97.00	2026022606	OD-(AMAZON MKTPL) 01-02-2026 Office Supplies
K-1094	474	02/2026	2/26/2026	JP Morgan Chase Bank (v0000148)	b22b	54480-150 Supplies - Office	35.94	2026022606	OD-(WALMART.COM 8009256278) 01-05-2026 Paper Towels
K-1094	474	02/2026	2/26/2026	JP Morgan Chase Bank (v0000148)	b22b	54480-150 Supplies - Office	20.48	2026022606	OD-(AMAZON MKTPL) 01-12-2026 Surge Protector-power strip
K-1094	474	02/2026	2/26/2026	JP Morgan Chase Bank (v0000148)	b22b	54480-150 Supplies - Office	9.34	2026022606	OD-(AMAZON.COM*QF52G1RP3) 01-16-2026 Dab & Seal Envelope Sealer
K-1094	474	02/2026	2/26/2026	JP Morgan Chase Bank (v0000148)	b22b	54480-150 Supplies - Office	37.61	2026022606	OD-(AMAZON.COM*WX0P80N33) 01-29-2026 Paper Plates-Airwick Fresheners
K-1094	474	02/2026	2/26/2026	JP Morgan Chase Bank (v0000148)	b22b	54480-150 Supplies - Office	26.10	2026022606	OD-(AMAZON.COM*LD2611BI3) 01-29-2026 Cash Receipt book
K-1094	474	02/2026	2/26/2026	JP Morgan Chase Bank (v0000148)	b22c	64270-050 Other - Snow event meals*	412.97	2026022606	OD-(WALMART.COM) 01-01-2026 Snacks for Snow Ops
K-1094	474	02/2026	2/26/2026	JP Morgan Chase Bank (v0000148)	b22c	64270-050 Other - Snow event meals*	45.99	2026022606	OD-(WALMART.COM) 01-01-2026 Snacks for Snow Ops
K-1094	474	02/2026	2/26/2026	JP Morgan Chase Bank (v0000148)	b22c	64270-050 Other - Snow event meals*	151.41	2026022606	OD-(WALMART.COM 8009256278) 01-13-2026 Snacks for Snow Ops

Check Register

Date = 02/19/2026 - 03/18/2026

3/13/2026 12:03 PM

Control	Batch	Period	Date	Person	Property	Account	Amount	Reference	Notes
K-1094	474	02/2026	2/26/2026	JP Morgan Chase Bank (v0000148)	b22c	64270-050 Other - Snow event meals*	45.99	2026022606	OD-(WALMART.COM 8009256278) 01-13-2026 Snacks for Snow Ops
K-1094	474	02/2026	2/26/2026	JP Morgan Chase Bank (v0000148)	b22c	64270-050 Other - Snow event meals*	175.68	2026022606	OD-(WALMART.COM) 01-29-2026 Snacks for Snow Ops
K-1094	474	02/2026	2/26/2026	JP Morgan Chase Bank (v0000148)	b22c	64270-050 Other - Snow event meals*	95.98	2026022606	OD-(WALMART.COM) 01-29-2026 Snacks for Snow Ops
K-1094	474	02/2026	2/26/2026	JP Morgan Chase Bank (v0000148)	b22b	12060-210 Prepaid Exp - Other	500.00	2026022606	CE-(PAY*CHEVY CHASE CC) 01-15-2026 Deposit for the Joint Meeting 2026
K-1094	474	02/2026	2/26/2026	JP Morgan Chase Bank (v0000148)	b22b	12060-210 Prepaid Exp - Other	154.50	2026022606	CE-(DRI*SIGNS) 01-26-2026 5k Banners
K-1094	474	02/2026	2/26/2026	JP Morgan Chase Bank (v0000148)	b22b	12060-210 Prepaid Exp - Other	399.26	2026022606	CE-(SQ *PARTIES WITH CHARACTE) 01-28-2026 5k Character Appearances
K-1094	474	02/2026	2/26/2026	JP Morgan Chase Bank (v0000148)	b22b	12060-210 Prepaid Exp - Other	1,050.00	2026022606	CE-(IN *MAKING FACES CHICAGO) 01-28-2026 5k Airbrush Tattoo Artist
K-1094	474	02/2026	2/26/2026	JP Morgan Chase Bank (v0000148)	b22b	50700-100 Airport Functions*	314.58	2026022606	CE-(OLIVE AND COCOA LLC) 01-02-2026 Gift Boxes for Staff
K-1094	474	02/2026	2/26/2026	JP Morgan Chase Bank (v0000148)	b22b	50700-150 Flowers, Other Recognition	60.10	2026022606	CE-(HAD*HARRY & DAVID) 01-03-2026 BOD Gift for Court Harris
K-1094	474	02/2026	2/26/2026	JP Morgan Chase Bank (v0000148)	b22b	50700-150 Flowers, Other Recognition	92.00	2026022606	CE-(HAD*HARRY & DAVID) 01-03-2026 BOD Gift for Court Harris
K-1094	474	02/2026	2/26/2026	JP Morgan Chase Bank (v0000148)	b22b	52120-250 Business Luncheon	270.00	2026022606	CE-(TST*FRY THE COOP - PROSP) 01-14-2026 AGHL Meeting Lunch
K-1094	474	02/2026	2/26/2026	JP Morgan Chase Bank (v0000148)	b22b	54060-150 Airport Meetings	304.78	2026022606	CE-(EZCATER*EL FAMOUS BURR) 01-22-2026 January BOD Meeting Catering
K-1094	474	02/2026	2/26/2026	JP Morgan Chase Bank (v0000148)	b22b	54255-050 PR - Promo Materials	(219.85)	2026022606	CE-(PENS.COM) 01-08-2026 Credit back for Taxes (Promo)
K-1094	474	02/2026	2/26/2026	JP Morgan Chase Bank (v0000148)	b22b	54255-050 PR - Promo Materials	230.00	2026022606	CE-(WWW.BRANDEDPROMO.COM) 01-09-2026 Key Chain Restock
K-1094	474	02/2026	2/26/2026	JP Morgan Chase Bank (v0000148)	b22b	54255-050 PR - Promo Materials	1,597.50	2026022606	CE-(IN *FLYDOGG LLC) 01-16-2026 Aviator Sunglass Promo
K-1094	474	02/2026	2/26/2026	JP Morgan Chase Bank (v0000148)	b22b	54255-050 PR - Promo Materials	4,248.75	2026022606	CE-(JOCOINNOVATIONS.COM) 01-21-2026 Lego's Restock
K-1094	474	02/2026	2/26/2026	JP Morgan Chase Bank (v0000148)	b22b	54255-100 PR - 100 Year	1,300.00	2026022606	CE-(EXPERIMENTAL AIRCRAFT ASS) 01-22-2026 100 Year EAA Brown Brick
K-1094	474	02/2026	2/26/2026	JP Morgan Chase Bank (v0000148)	b22b	54255-100 PR - 100 Year	5,850.00	2026022606	CE-(HILTON HOTELS) 01-15-2026 100 YR Safety Day Event (Deposit)
K-1094	474	02/2026	2/26/2026	JP Morgan Chase Bank (v0000148)	b22b	54255-200 PR - Special Events	63.00	2026022606	CE-(PATCH.COM) 01-02-2026 5K Ads
K-1094	474	02/2026	2/26/2026	JP Morgan Chase Bank (v0000148)	b22b	54255-200 PR - Special Events	20.00	2026022606	CE-(TIKTOK ADS) 01-13-2026 5k Ads
K-1094	474	02/2026	2/26/2026	JP Morgan Chase Bank (v0000148)	b22b	54255-280 PR - CABAA events	1,500.00	2026022606	CE-(CABAA) 01-12-2026 CABAA 2026 Kickoff (Premier Sponsorship)
K-1094	474	02/2026	2/26/2026	JP Morgan Chase Bank (v0000148)	b22b	54255-600 NBAA Dispatchers Conf (Exhibit)	160.00	2026022606	CE-(FREEMAN CORPORATE LLC) 01-21-2026 Priority Labels for NBAA SDC
K-1094	474	02/2026	2/26/2026	JP Morgan Chase Bank (v0000148)	b22b	54480-150 Supplies - Office	32.84	2026022606	CE-(AMAZON.COM*HE6315D63) 01-23-2026 Wireless Presenter Power Point clicker
JP Morgan Chase Bank (v0000148) Total							34,991.82		
K-1140	490	03/2026	3/18/2026	Kearns, William J (v0000150)	b22b	50400-050 Board Stipends*	250.00	2026031819	Board Stipend - Feb 2026
Kearns, William J (v0000150) Total							250.00		
K-1092	472	03/2026	3/5/2026	Konica Minolta Bus. Sol. (v0000155)	b22b	52210-250 Maintenance Photocopier	332.34	2026030501	Copier Monthly Maint Feb 2026
K-1154	494	03/2026	3/18/2026	Konica Minolta Bus. Sol. (v0000155)	b22b	52210-250 Maintenance Photocopier	92.50	45314	Copier usage 2/1-2/28/2026
Konica Minolta Bus. Sol. (v0000155) Total							424.84		

Check Register

Date = 02/19/2026 - 03/18/2026

3/13/2026 12:03 PM

Control	Batch	Period	Date	Person	Property	Account	Amount	Reference	Notes
K-1141	490	03/2026	3/18/2026	Lang, Ray (v0000157)	b22b	50400-050 Board Stipends*	250.00	2026031820	Board Stipend - Feb 2026
Lang, Ray (v0000157) Total							250.00		
K-1126	489	03/2026	3/18/2026	Leading Edge Flying Club (t0000137)	h05	21000-900 Security Deposit Clearing	760.50	2026031814	N93GD Sec Deposit
Leading Edge Flying Club (t0000137) Total							760.50		
K-1155	494	03/2026	3/18/2026	NAPA Auto Parts (v0000190)	b22c	64510-010 AP 1 2018 Ford Interceptor	45.86	45315	AP 1 Oil Change
K-1155	494	03/2026	3/18/2026	NAPA Auto Parts (v0000190)	b22c	64510-080 AP 8 2022 Ford F-250XL	8.64	45315	AP8 Oil Filter
K-1155	494	03/2026	3/18/2026	NAPA Auto Parts (v0000190)	b22c	64510-090 AP 9 2014 Ford F-250	8.64	45315	AP9 Oil Filter
K-1155	494	03/2026	3/18/2026	NAPA Auto Parts (v0000190)	b22c	64510-070 AP 5 2020 Ford F-450	8.64	45315	AP5 Oil Filter
NAPA Auto Parts (v0000190) Total							71.78		
K-1110	483	03/2026	3/12/2026	NICOR Gas (v0000196)	b22b	52150-025 Utilities - Gas	412.09	20216031203	Office 1/22-2/23/2026
K-1111	483	03/2026	3/12/2026	NICOR Gas (v0000196)	vault	52150-025 Utilities - Gas	180.90	2026031202	Generator 1/22-2/23/2026
K-1112	483	03/2026	3/12/2026	NICOR Gas (v0000196)	b206	52150-025 Utilities - Gas	1,147.16	2026031204	206 IND 1/22-2/23/2026
K-1118	486	03/2026	3/12/2026	NICOR Gas (v0000196)	b22c	52150-025 Utilities - Gas	1,701.83	2026031601	Shop 12/22/2025-1/22/2026
K-1114	485	03/2026	3/13/2026	NICOR Gas (v0000196)	h07	52150-025 Utilities - Gas	630.46	2026031303	H7 1/23-2/24/2026
K-1114	485	03/2026	3/13/2026	NICOR Gas (v0000196)	uscs	56550-110 US Customs Facility - Gas	630.47	2026031303	USCS 1/23-2/24/2026
K-1115	485	03/2026	3/13/2026	NICOR Gas (v0000196)	h05	52150-025 Utilities - Gas	33.02	2026031301	H5 Small 1/23-2/24/2026
K-1115	485	03/2026	3/13/2026	NICOR Gas (v0000196)	h06	52150-025 Utilities - Gas	33.01	2026031301	H6 Small 1/23-2/24/2026
K-1116	485	03/2026	3/13/2026	NICOR Gas (v0000196)	h05	52150-025 Utilities - Gas	4,013.98	2026031302	H5 1/23-2/24/2026
K-1116	485	03/2026	3/13/2026	NICOR Gas (v0000196)	h06	52150-025 Utilities - Gas	4,013.98	2026031302	H6 1/23-2/24/2026
NICOR Gas (v0000196) Total							12,796.90		
K-1089	471	03/2026	3/2/2026	Northbrook Bank & Trust Co. (v0000197)	h52	91010-040 Principal - Northbrook #1-NE T	1,848.79	55	Loan #1 NE T March 2026
K-1089	471	03/2026	3/2/2026	Northbrook Bank & Trust Co. (v0000197)	h52	91000-040 Interest Exp - Northbrook #1-NE T	239.65	55	Loan #1 NE T March 2026
K-1089	471	03/2026	3/2/2026	Northbrook Bank & Trust Co. (v0000197)	h53	91010-040 Principal - Northbrook #1-NE T	1,848.79	55	Loan #1 NE T March 2026
K-1089	471	03/2026	3/2/2026	Northbrook Bank & Trust Co. (v0000197)	h53	91000-040 Interest Exp - Northbrook #1-NE T	239.65	55	Loan #1 NE T March 2026
K-1089	471	03/2026	3/2/2026	Northbrook Bank & Trust Co. (v0000197)	h54	91010-040 Principal - Northbrook #1-NE T	1,848.79	55	Loan #1 NE T March 2026
K-1089	471	03/2026	3/2/2026	Northbrook Bank & Trust Co. (v0000197)	h54	91000-040 Interest Exp - Northbrook #1-NE T	239.65	55	Loan #1 NE T March 2026
K-1089	471	03/2026	3/2/2026	Northbrook Bank & Trust Co. (v0000197)	h55	91010-040 Principal - Northbrook #1-NE T	1,848.79	55	Loan #1 NE T March 2026
K-1089	471	03/2026	3/2/2026	Northbrook Bank & Trust Co. (v0000197)	h55	91000-040 Interest Exp - Northbrook #1-NE T	239.65	55	Loan #1 NE T March 2026
K-1089	471	03/2026	3/2/2026	Northbrook Bank & Trust Co. (v0000197)	h56	91010-040 Principal - Northbrook #1-NE T	1,848.79	55	Loan #1 NE T March 2026
K-1089	471	03/2026	3/2/2026	Northbrook Bank & Trust Co. (v0000197)	h56	91000-040 Interest Exp - Northbrook #1-NE T	239.65	55	Loan #1 NE T March 2026
K-1089	471	03/2026	3/2/2026	Northbrook Bank & Trust Co. (v0000197)	h57	91010-040 Principal - Northbrook #1-NE T	1,848.80	55	Loan #1 NE T March 2026
K-1089	471	03/2026	3/2/2026	Northbrook Bank & Trust Co. (v0000197)	h57	91000-040 Interest Exp - Northbrook #1-NE T	239.66	55	Loan #1 NE T March 2026
K-1090	471	03/2026	3/2/2026	Northbrook Bank & Trust Co. (v0000197)	b22b	91010-050 Principal - Northbrook #3-RSA	5,240.33	56	Loan #3 RSA March 2026
K-1090	471	03/2026	3/2/2026	Northbrook Bank & Trust Co. (v0000197)	b22b	91000-050 Interest Exp - Northbrook #3-RSA	679.24	56	Loan #3 RSA March 2026
K-1091	471	03/2026	3/2/2026	Northbrook Bank & Trust Co. (v0000197)	uscs	91010-060 Principal - US Customs Building	13,888.89	57	Customs Loan March 2026
K-1091	471	03/2026	3/2/2026	Northbrook Bank & Trust Co. (v0000197)	uscs	91000-060 Interest Exp - US Customs Building	10,288.88	57	Customs Loan March 2026
Northbrook Bank & Trust Co. (v0000197) Total							42,628.00		

Check Register

Date = 02/19/2026 - 03/18/2026

3/13/2026 12:03 PM

Control	Batch	Period	Date	Person	Property	Account	Amount	Reference	Notes
K-1156	494	03/2026	3/18/2026	Overhead Door Solutions, Inc. (v0000204)	b22c	62090-050 Building Repair	2,965.00	45316	Shop Overhead doors
Overhead Door Solutions, Inc. (v0000204) Total							2,965.00		
K-1133	489	03/2026	3/18/2026	Pace Systems Inc (v0000289)	b22b	54420-050 Software	362.52	2026031815	Microsoft CSP Monthly License Jan 2026
K-1133	489	03/2026	3/18/2026	Pace Systems Inc (v0000289)	b22b	52720-100 Telephone - Local	184.44	2026031815	Desk Phones
K-1133	489	03/2026	3/18/2026	Pace Systems Inc (v0000289)	b22c	62720-100 Telephone Expense	89.04	2026031815	Desk Phones
K-1133	489	03/2026	3/18/2026	Pace Systems Inc (v0000289)	b22b	54050-010 Computer Hardware & Supplies	327.31	2026031815	Multi display docking station
Pace Systems Inc (v0000289) Total							963.31		
K-1157	494	03/2026	3/18/2026	Rose Pest Solutions (v0000226)	b22c	52480-200 Office Maintenance - Pest Control	112.00	45317	Pest Recurring Charge March 2026
Rose Pest Solutions (v0000226) Total							112.00		
K-1079	463	02/2026	2/24/2026	Runway Safe, Inc. (v0000229)	b22	76100-100 EMAS-34 end-bed install	1,080,200.00	45305	9/2025 Emas Incident Repair
Runway Safe, Inc. (v0000229) Total							1,080,200.00		
K-1142	490	03/2026	3/18/2026	Saewert, Scott (v0000232)	b22b	50400-050 Board Stipends*	250.00	2026031822	Board Stipend - Feb 2026
Saewert, Scott (v0000232) Total							250.00		
K-1158	494	03/2026	3/18/2026	Saturn Signs (v0000238)	b22c	64390-050 Signage - Supplies	960.00	45318	"Aircraft Movement Area" (4)
Saturn Signs (v0000238) Total							960.00		
K-1130	489	03/2026	3/18/2026	Taft Stettinius & Hollister (v0000282)	b22b	52540-200 Consultants	5,750.00	2026131816	Public Affairs Rep Jan 2026
K-1131	489	03/2026	3/18/2026	Taft Stettinius & Hollister (v0000282)	b22b	52540-200 Consultants	5,750.00	2026031816	Public Affairs Rep February 2028
Taft Stettinius & Hollister (v0000282) Total							11,500.00		
K-1146	494	03/2026	3/18/2026	TriStar Aviation Management Nevada (t0000235)	h05	21000-900 Security Deposit Clearing	2,184.00	45306	N994TS Sec Dep Refund
TriStar Aviation Management Nevada LLC/H05-17 (t0000235) Total							2,184.00		
K-1159	494	03/2026	3/18/2026	Turnkey Digital, LTD (v0000259)	b22b	52540-050 Other Services - Web Maint.	150.00	45319	Website Content Mar 2026
Turnkey Digital, LTD (v0000259) Total							150.00		
K-1100	477	03/2026	3/10/2026	U. S. Customs & Border Protect (v0000260)	uscs	12060-210 Prepaid Exp - Other	104.99	2026031008	FY26 Q1 Recon 10/1-2025-1/10/2026
K-1101	477	03/2026	3/10/2026	U. S. Customs & Border Protect (v0000260)	uscs	12060-210 Prepaid Exp - Other	65,466.38	2026031009	FY26 Q3 4/5-7/11/2026
U. S. Customs & Border Protect (v0000260) Total							65,571.37		
K-1166	495	03/2026	3/18/2026	U.S. Customs Service (v0000262)	uscs	56550-020 Customs - OT Charges	96.07	45326	OT 1.19.2026 N148L
K-1166	495	03/2026	3/18/2026	U.S. Customs Service (v0000262)	uscs	56550-020 Customs - OT Charges	434.06	45326	OT 1.24.2026 N32TM
K-1166	495	03/2026	3/18/2026	U.S. Customs Service (v0000262)	uscs	56550-020 Customs - OT Charges	384.26	45326	OT 1.19.2026 CFOCL
K-1166	495	03/2026	3/18/2026	U.S. Customs Service (v0000262)	uscs	56550-020 Customs - OT Charges	384.26	45326	OT 1.17.2026 N133RL
K-1166	495	03/2026	3/18/2026	U.S. Customs Service (v0000262)	uscs	56550-020 Customs - OT Charges	383.55	45326	OT 2.02.2026 N721MC
K-1166	495	03/2026	3/18/2026	U.S. Customs Service (v0000262)	uscs	56550-020 Customs - OT Charges	671.22	45326	OT 2.3.2026 DAIFN
K-1166	495	03/2026	3/18/2026	U.S. Customs Service (v0000262)	uscs	56550-020 Customs - OT Charges	719.17	45326	OT 1.31.2026 N645PM
K-1166	495	03/2026	3/18/2026	U.S. Customs Service (v0000262)	uscs	56550-020 Customs - OT Charges	383.55	45326	OT 2.7.2026 N545FX

Check Register

Date = 02/19/2026 - 03/18/2026

3/13/2026 12:03 PM

Control	Batch	Period	Date	Person	Property	Account	Amount	Reference	Notes
K-1166	495	03/2026	3/18/2026	U.S. Customs Service (v0000262)	uscs	56550-020 Customs - OT Charges	191.77	45326	OT 2.7.2026 N545FX
K-1166	495	03/2026	3/18/2026	U.S. Customs Service (v0000262)	uscs	56550-020 Customs - OT Charges	671.22	45326	OT 2.7.2026 N545FX
K-1166	495	03/2026	3/18/2026	U.S. Customs Service (v0000262)	uscs	56550-020 Customs - OT Charges	191.77	45326	OT 2.7.2026 N102VR
K-1166	495	03/2026	3/18/2026	U.S. Customs Service (v0000262)	uscs	56550-020 Customs - OT Charges	239.73	45326	OT 2.1.2026 N592CL
K-1166	495	03/2026	3/18/2026	U.S. Customs Service (v0000262)	uscs	56550-020 Customs - OT Charges	143.84	45326	OT 2.1.2026 N596FX
K-1166	495	03/2026	3/18/2026	U.S. Customs Service (v0000262)	uscs	56550-020 Customs - OT Charges	383.55	45326	OT 2.1.2026 N592CL
K-1166	495	03/2026	3/18/2026	U.S. Customs Service (v0000262)	uscs	56550-020 Customs - OT Charges	383.54	45326	OT 1.25.2026 N771L
U.S. Customs Service (v0000262) Total							5,661.56		
K-1167	495	03/2026	3/18/2026	UniFirst Corporation (v0000264)	b22b	52480-150 Office Maintenance - Rug Runners	31.90	45327	Uniforms/Mats
K-1167	495	03/2026	3/18/2026	UniFirst Corporation (v0000264)	b22c	60900-050 Uniforms - Full-Time	141.46	45327	Uniforms/Mats
K-1167	495	03/2026	3/18/2026	UniFirst Corporation (v0000264)	b22b	52480-150 Office Maintenance - Rug Runners	31.87	45327	Uniforms/Mats
K-1167	495	03/2026	3/18/2026	UniFirst Corporation (v0000264)	b22c	60900-050 Uniforms - Full-Time	141.49	45327	Uniforms/Mats
K-1167	495	03/2026	3/18/2026	UniFirst Corporation (v0000264)	b22c	60900-050 Uniforms - Full-Time	141.49	45327	Uniforms/Mats
K-1167	495	03/2026	3/18/2026	UniFirst Corporation (v0000264)	b22b	52480-150 Office Maintenance - Rug Runners	31.87	45327	Uniforms/Mats
K-1167	495	03/2026	3/18/2026	UniFirst Corporation (v0000264)	b22c	60900-050 Uniforms - Full-Time	141.49	45327	Uniforms/Mats
K-1167	495	03/2026	3/18/2026	UniFirst Corporation (v0000264)	b22b	52480-150 Office Maintenance - Rug Runners	31.87	45327	Uniforms/Mats
UniFirst Corporation (v0000264) Total							693.44		
K-1106	480	03/2026	3/2/2026	UNUM Life Insurance Comp (v0000265)	b22b	50100-050 Insurance - Disability	643.54	2026030202	EE Disability/Life Mar 2026
K-1106	480	03/2026	3/2/2026	UNUM Life Insurance Comp (v0000265)	b22c	60100-050 Insurance - Disability	928.43	2026030202	EE Disability/Life Mar 2026
UNUM Life Insurance Comp (v0000265) Total							1,571.97		
K-1080	464	02/2026	2/25/2026	Verizon (v0000266)	b22b	52720-050 Telephone - Cellular	489.66	2025022502	Cell Phones 1/5-2/4/2026
K-1080	464	02/2026	2/25/2026	Verizon (v0000266)	b22c	62720-050 Telephone - Cellular	626.95	2025022502	Cell Phones 1/5-2/4/2026
K-1080	464	02/2026	2/25/2026	Verizon (v0000266)	uscs	56550-030 Customs - Telecomm	51.80	2025022502	Cell Phones 1/5-2/4/2026
Verizon (v0000266) Total							1,168.41		
K-1117	485	03/2026	3/13/2026	Village of Wheeling (v0000267)	b22b	50100-030 Insurance - Dental	306.09	2026031304	Dental/Health Feb 2026
K-1117	485	03/2026	3/13/2026	Village of Wheeling (v0000267)	b22b	50100-150 Insurance - Health	11,966.78	2026031304	Dental/Health Feb 2026
K-1117	485	03/2026	3/13/2026	Village of Wheeling (v0000267)	b22c	60100-030 Insurance - Dental	561.32	2026031304	Dental/Health Feb 2026
K-1117	485	03/2026	3/13/2026	Village of Wheeling (v0000267)	b22c	60100-150 Insurance - Health	22,819.13	2026031304	Dental/Health Feb 2026
K-1160	494	03/2026	3/18/2026	Village of Wheeling (v0000267)	b204	52510-050 Other - CC fees, background cks	118.50	45320	C&S Business License 2026-2027
Village of Wheeling (v0000267) Total							35,771.82		
K-1081	464	02/2026	2/25/2026	Waste Management North (v0000270)	b22c	62810-050 Waste Removal - Debris	176.40	2025022503	Waste Monthly Feb 2026
K-1081	464	02/2026	2/25/2026	Waste Management North (v0000270)	b22c	62810-050 Waste Removal - Debris	103.81	2025022503	Waste Overage 1/29/2026
K-1161	494	03/2026	3/18/2026	Waste Management North (v0000270)	b22c	62810-050 Waste Removal - Debris	655.50	45321	Roll off 2/26/2025
K-1161	494	03/2026	3/18/2026	Waste Management North (v0000270)	b22c	62810-050 Waste Removal - Debris	176.40	45321	Waste Monthly March 2026
Waste Management North (v0000270) Total							1,112.11		

Check Register

3/13/2026 12:03 PM

Date = 02/19/2026 - 03/18/2026

Control	Batch	Period	Date	Person	Property	Account	Amount	Reference	Notes
K-1134	489	03/2026	3/18/2026	Waterloo Aviation (v0000297)	h05	62090-060 H5/H6 Building Maint - Supplies	11,525.25	2026031817	H5/H6 Monthly Movement Mar 2026
K-1134	489	03/2026	3/18/2026	Waterloo Aviation (v0000297)	h06	62090-060 H5/H6 Building Maint - Supplies	3,841.75	2026031817	H5/H6 Monthly Movement Mar 2026
Waterloo Aviation (v0000297) Total							15,367.00		
K-1162	494	03/2026	3/18/2026	Yardi Systems, Inc (v0000276)	b22b	52210-050 Maint. Computer/Software	240.00	45322	P2P Transactions Feb 2026
Yardi Systems, Inc (v0000276) Total							240.00		
Grand Total							2,028,905.42		

**CHICAGO EXECUTIVE AIRPORT
LEGISLATIVE COVER MEMORANDUM**

AGENDA ITEM NO: 26-005

DATE OF BOARD MEETING: March 18, 2026

TITLE OF ITEM SUBMITTED:

**A RESOLUTION RECOMMENDING APPROVAL OF THE FY 2027 BUDGET FOR
CHICAGO EXECUTIVE AIRPORT**

SUBMITTED BY: Jeffrey J. Miller A.A.E., ACE, Executive Director

BASIC DESCRIPTION OF ITEM¹: Section 4.G, 2-3 of the current Intergovernmental Agreement requires the Chicago Executive Airport Board to propose for approval by the Municipalities an annual budget for operating expenses (\$6,673,111), RSIP, debt service and other expenses (\$721,317), transfers (\$4,262,310), and capital needs net of grant revenue and capital financing (\$8,294,500) totaling \$19,951,238. The attached budget meets that purpose.

BUDGET²: N/A

BIDDING³: N/A

EXHIBIT(S) ATTACHED: FY2027 Proposed Budget

RECOMMENDATION: To approve

SUBMITTED FOR BOARD APPROVAL: Jeffrey J. Miller A.A.E., ACE, Executive Director

¹ *The purpose of the proposed item and a description of same. If the issue is site specific, such as an annexation or road improvement, a map must be attached to the memorandum.*

² *If applicable, provide all budgetary considerations as follows: is the item covered in the current budget; fund(s) the item is to be charged to; expenses per fund(s) and total cost; and necessary transfer(s) or supplemental appropriation(s).*

³ *If applicable, describe the bidding process and results for purchases and contracts. If applicable, state whether or not any particular city, state or federal program was considered*

RESOLUTION NO. 26-005

A RESOLUTION RECOMMENDING APPROVAL OF THE FY2027 BUDGET FOR CHICAGO EXECUTIVE AIRPORT

WHEREAS, the City of Prospect Heights and the Village of Wheeling have entered into an updated Intergovernmental Agreement dated December 23, 2013, for the Organization, Operation, and Maintenance of the Chicago Executive Airport; and,

WHEREAS, Section 3.A.3 and Section 4.G. 2-3 of the said Agreement requires the Chicago Executive Airport Board to propose for approval by the Municipalities an annual budget for the Chicago Executive Airport; and,

WHEREAS, the Airport staff has prepared and presented to the Chairman and Board of Directors the proposed budgets for FYE April 30, 2027, totaling \$19,951,238; and,

WHEREAS, the Chairman and Board of Directors have reviewed the budget document in its entirety; and,

WHEREAS, the adoption of said budget constitutes the appropriation of monies for the Chicago Executive Airport in the FYE April 30, 2027; and,

WHEREAS, the Chairman and Board of Directors deem it in the best interests of the Chicago Executive Airport to recommend said budget option and as amended as prepared for approval.

NOW, THEREFORE, BE IT RESOLVED BY THE BOARD OF DIRECTORS OF CHICAGO EXECUTIVE AIRPORT that the Annual Budget for FYE April 30, 2027, totaling \$19,951,238 is hereby recommended for approval to the Municipalities.

Director _____ moved, seconded by Director _____ that Resolution No. 26-005 be adopted.

Director Berman _____ Director Dolick _____

Director Hellyer _____ Director Lang _____

Director Kearns _____ Director Saewert _____

ADOPTED this 18th day of March 2026, by the Board of Directors of the Chicago Executive Airport.

James J Dunne
Chairman

ATTEST:

Scott Saewert
Secretary

**CHICAGO EXECUTIVE AIRPORT
LEGISLATIVE COVER MEMORANDUM**

AGENDA ITEM NO. 26-006

DATE OF BOARD MEETING: March 18, 2026

TITLE OF ITEM SUBMITTED:

**A RESOLUTION APPROVING AUTHORIZED SIGNERS FOR THE CHICAGO
EXECUTIVE AIRPORT FINANCIAL INSTITUTIONS**

SUBMITTED BY: Jeffrey J. Miller, A.A.E., ACE, Executive Director

BASIC DESCRIPTION OF ITEM¹:

With the recent changes on the Board of Directors it is necessary to amend all our existing signatory agreements at the various financial institutions with Airport accounts. To facilitate this change, we have prepared a master resolution that authorizes the Airport officers, Airport Board Directors, Executive Director, Director of Economic Development and Administrative Services as signatories to the accounts at the institutions listed in the resolution. We are gathering the required forms from each bank and will provide these at the Board meeting after consideration of the resolution.

BUDGET²: N/A

BIDDING³: N/A

EXHIBIT(S) ATTACHED: None

RECOMMENDATION: To approve

SUBMITTED FOR BOARD APPROVAL: Jeffrey J. Miller, A.A.E., ACE, Executive Director

¹ The purpose of the proposed item and a description of same. If the issue is site specific a map must be attached to the memorandum.

² If applicable, provide all budgetary considerations as follows: is the item covered in the current budget; fund(s) the item is to be charged to; expenses per fund(s) and total cost; and necessary transfer(s) or supplemental appropriation(s).

³ If applicable, describe the bidding process and results for purchases and contracts. If applicable, state whether or not any particular city, state or federal program was considered.

RESOLUTION NO. 26-006

A RESOLUTION APPROVING AUTHORIZED SIGNERS FOR THE CHICAGO EXECUTIVE AIRPORT FINANCIAL INSTITUTIONS

WHEREAS, due to the recent election of new Chicago Executive Airport officers, it is necessary to amend the list of authorized signers on the various CEA financial accounts; and,

WHEREAS, the financial institutions have provided the Airport with an appropriate account signature forms to execute to accomplish these changes; and,

WHEREAS, the Airport desires to authorize the Chairman, Vice Chairman, Secretary, Treasurer, Airport Board Directors, Executive Director, and Director of Economic Development and Administrative Services to be the approved signers on these accounts; and,

WHEREAS, the Airport has current relationships with the following financial institutions which will provide the Airport with their appropriate account signature forms to execute to accomplish these changes:

- Northbrook Bank and Trust
- Illinois Metropolitan Investment Fund
- Old National Bank

NOW, THEREFORE, BE IT RESOLVED BY THE BOARD OF DIRECTORS OF CHICAGO EXECUTIVE AIRPORT, that the appropriate designation of authorized signers change request form be executed to include Chairman James J Dunne, Vice Chair Steve Berman, Secretary Scott Saewert, Treasurer M. Bill Hellyer, Director William Kearns, Director Ray Lang, Director Matthew Dolick, Executive Director Jeffrey Miller, and the Director of Economic Development and Administrative Services George Sakas as authorized signers on the accounts with the institutions listed above and any prior signer that is not listed on this signature card be removed from the account.

Director _____ moved, seconded by Director _____ that Resolution No. 26-006 be adopted.

Director Berman	_____	Director Dolick	_____
Director Hellyer	_____	Director Lang	_____
Director Kearns	_____	Director Saewert	_____

ADOPTED this 18th day of March 2026 by the Chairman and the Board of Directors of Chicago Executive Airport.

James J Dunne
Chairman

ATTEST:

Scott Saewert
Secretary

CHICAGO EXECUTIVE AIRPORT

FY 2027

PROPOSED Annual Budget

Fiscal Year Ending

4/30/2027

CHICAGO EXECUTIVE AIRPORT



1926 • PWK • 2026

**An Intergovernmental Cooperative of
The City of Prospect Heights, Illinois and
The Village of Wheeling, Illinois**

This Page Intentionally Left Blank

Chicago Executive Airport Budget

Fiscal Year Ending

April 30, 2027

FY2027 Budget

Workshop by the Chicago Executive Airport Board of Directors – February 18, 2026

FY27 Budget Draft 2 sent for Chicago Executive Airport Board of Directors Review- March 5, 2026

Proposed Budget sent to the Airport Board of Directors- March 13, 2026

Potentially to be Approved by the Chicago Executive Airport Board of Directors- March 18, 2026

Potentially to be Approved by the City of Prospect Heights City Council – April 2026

Potentially to be Approved by the Village of Wheeling Board of Trustees – April 2026

**An Intergovernmental Cooperative of
The City of Prospect Heights, Illinois and
The Village of Wheeling, Illinois**

This Page Intentionally Left Blank

Profiles

Chicago Executive Airport

Chicago Executive Airport is located eighteen (18) miles northwest of Chicago, Illinois. The Airport is owned by the City of Prospect Heights and the Village of Wheeling as an intergovernmental cooperative through an intergovernmental agreement. Chicago Executive Airport is managed under the guidance of the Chicago Executive Airport Board of Directors - a board consisting of three members from each Municipality plus a chairman who consider both current and long-term plans for the Airport. Chicago Executive Airport is one of the few self-supporting airports in the United States. Chicago Executive is celebrating its one-hundredth (100) anniversary as an airport in 2026!.

Designated as a reliever airport by the Federal Aviation Administration, the Airport relieves general aviation traffic from O'Hare International Airport, eight miles south of Chicago Executive Airport. The Airport averages 100,000 annual operations and has over three hundred (300) based aircraft. Users of the Airport range from Fortune 500 companies and their executives to private pilots. Chicago Executive is also the busiest user fee airport in the Midwest for U.S. Border Protection international clearance operations with over five hundred (500) clearances in a fiscal year.

City of Prospect Heights

The City of Prospect Heights, formed in 1936, has grown to a population of 16,000 consisting of a mix of single-family homes, condominiums, and apartment buildings. Prospect Heights was incorporated January 31, 1976, exactly 40 years after the first family moved in, the City of Prospect Heights was born. Prospect Heights boasts a library, excellent schools, and two Park Districts with two facilities, each with a swimming pool and something for all ages. Three shopping centers provide a variety of shopping experiences and numerous quality hotels and motels are near the Airport.

Village of Wheeling

The Village of Wheeling was settled in 1833 and officially founded in 1894. Wheeling features a combination of homes, some more than 75 years old, existing among new construction. Wheeling is known for its many excellent restaurants including "Restaurant Row" situated along Milwaukee Avenue. The most recent census had Wheeling's population over 39,000 residents.

Both municipalities are bordered by almost 1,000 acres of Cook County Forest preserve. Train stations provide commuter transportation to both municipalities.

This Page Intentionally Left Blank

Table of Contents

	<u>Page #</u>
1. Budget Narrative	1 - 12
2. Total Proposed Budget	13
3. Revenue Budget Line Item Detail	14 - 16
4. Administration Department Budget Line Item Detail	17 - 22
5. Operations and Maintenance Department Budget Line Item Detail	23 - 27
6. Other Income and Expense Budget	28 -29
7. Residential Sound Insulation Program (RSIP)	30
8. Sewer Reserve Fund	31
9. Vehicle and Equipment Reserve Fund (VERF)	32
9. Building and Land Reserve Fund	33
10. Capital Repair and Demo Fund	34
11. Capital Summary	35
12. Capital Projects-Internally Funded	36
13. Capital "A" Projects	37
14. Capital "B" Projects	38
15. Unrestricted Net Assets (Reserves) Available	39
16. Location Maps for potential Capital Projects	40 - 41
17. Glossary	42

This Page Intentionally Left Blank

March 18, 2026

The Citizens of the City of Prospect Heights, its Mayor, and City Council
The Citizens of the Village of Wheeling, its President, and Village Board
The Chairman and Members of the Chicago Executive Airport Board of Directors

The Amended and Restated Intergovernmental Agreement, dated December 23, 2013, between the Village of Wheeling and the City of Prospect Heights (hereinafter referred to as “the Municipalities”) acknowledges their responsibility “to operate, manage, maintain, and provide for the local portion of any future development of the Airport out of Airport revenues.” The Chicago Executive Airport Board of Directors (hereinafter referred to as “the Board”) is charged with the fiduciary responsibility of reviewing and recommending an annual budget to the Municipalities for subsequent approval.

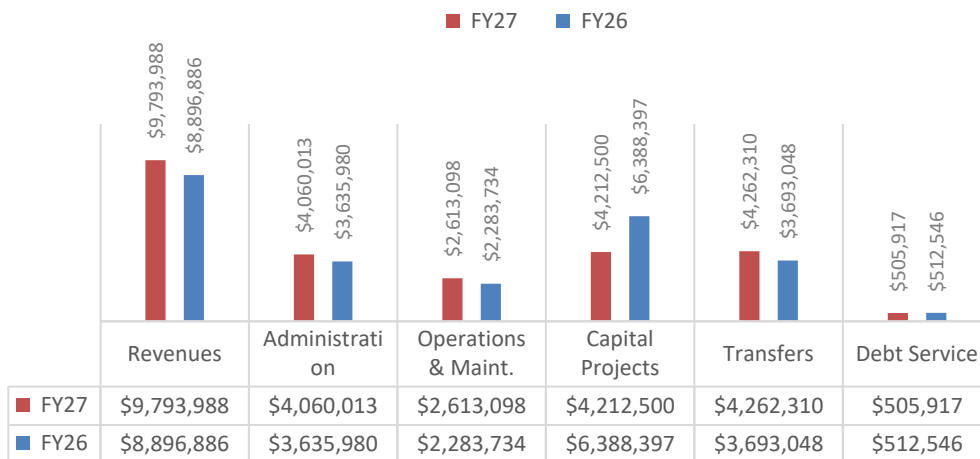
Budget Document

Chicago Executive Airport (Airport) has one enterprise fund, the Joint Airport Fund. An enterprise fund is a governmental accounting fund that provides a good or service to the public and charges fees to make the entity self-sustaining. Enterprise funds operate in a similar manor to private business enterprises, with the intent that the costs (expenses, including depreciation) of providing goods or services to the public on a continuing basis be financed primarily through fees charged to the entity’s users. The budget was prepared using an accrual basis of accounting whereby revenues are recorded in the period in which they are earned and expenditures are recorded in the period in which they are incurred. This basis is the same as our financial statement reporting except for 1. depreciation and amortization are not included in the budget, and 2. capital outlays and the receipt of long-term debt proceeds are not included in operating expenses within the financial statements. While the Sewer Reserve, the Vehicle & Equipment Reserve, the Building & Land Reserve, and the Capital Repair and Demolition sub-funds are presented in the budget as separate funds, they are part of the Joint Airport Fund. These reserve funds are not legally required but were established by the Airport Board of Directors to plan for the Airport’s short- and long-term capital needs.

The budget is prepared considering historic expenses as well as anticipated expenses for the coming fiscal year. The budget is developed using a line-item form for each category that details and describes each revenue and expense item. During the fiscal year, any expense category overages are covered by either contingency amounts or budget surplus amounts in other departmental categories. The Airport Board of Directors and the Municipalities would need to approve any budget adjustment necessary to cover a departmental or capital budget section that exceeds the approved budgeted amounts. As part of its budgeting process for FY27 the Airport is continuing to use the Capital Improvement Plan (CIP) document. The CIP looks ahead five years using policies passed by the Board to better plan for all capital expenses and to ensure that sufficient funds are in place for the Airport’s extensive capital needs. The CIP is updated on a continuous basis and is a living document for planning purposes.

The budget document is divided into six components, **Budget Overview, Revenue Budget, Operating Budget, Non-Operating Budget, Capital Budget,** and **Supplemental Information.** The Operating Budget is divided into six sub parts: Revenues, Administration & Finance Expenses, Operations & Maintenance Expenses, Interest Income, Other Expense, and Debt Service. This division was done so the Airport can more accurately determine the expense of services in the future.

BUDGET COMPARISON



Executive Summary

Operating income is operating revenues less operating expenses. It does not include the purchase of capital items or the expense of depreciation and amortization. Revenues and expenses are detailed below.

Revenues: FY27 total budgeted revenues are \$9,793,988 an \$897,101 (10.08%) increase from FY26. A Consumer Price Index (CPI) increase of 3.08% was instituted on a majority of Airport fees. The average CPI in calendar year 2025 was 3.08%. The CPI for the first half of calendar 2025 was 3.62%. The second half of calendar year 2025 the CPI was 2.63%. The FY27 budget used an estimated 1.0% CPI increase for budgeting purposes for long-term lease revenues. Most long-term leases have a CPI rent adjustment using that individual lease’s anniversary date. The actual CPI percentage increase could be higher or lower depending upon that lease’s anniversary date.

Expenses: The operating budget is comprised of two departments, Administration & Finance (A&F) and Operations & Maintenance (O&M). The total budgeted FY27 operating expenses for both departments is \$6,673,111, a budgeted increase of \$753,397 (12.73%) from FY26.

Interest Income: Budgeted interest income is expected to decrease from \$504,450 to \$326,388, a decrease of \$178,062 (-35.30%). The annual percentage interest rate on the Airport’s MaxSafe account is currently around 3.92%. The interest rates on the Airport’s accounts have decreased this past year. With the lower interest rates this budget reflects decreased anticipated future interest returns. The MaxSafe account allows for unlimited sweeps which allows the Airport to maximize the interest return.

Debt Service: Budgeted: Debt service expense decreased by \$6,629 (-1.29%), to \$505,917. The U.S. Customs loan had a repricing event that significantly raised the interest rate from 3.05% to 5.225%. Staff is working with the debt issuer to lower the interest rate. The Southwest t-hangar loan was paid off in November 2025.

Reserves: The Sewer Reserve fund was established in FY12. In FY27 the sewer revenues generated from leases are included in operating revenues and then transferred into the Sewer Reserve sub-fund. This better reflects the totality of all revenues generated by the Airport. These funds are to be used for major sewer projects and sewer repairs. In FY13 the Capital Equipment Reserve Fund (CERF) was established. This fund was renamed in FY20 as the Vehicle and Equipment Reserve Fund (VERF). In FY27 the scheduled

VERF transfers and sale of old VERF items totals \$540,000. These funds are to be used for large and small vehicle and equipment purchases. The sale proceeds of any vehicles or capital equipment will go into the VERF. In FY16 the Building Reserve Fund was established. In FY20 this fund was renamed to the Building and Land Reserve Fund. In FY27 the scheduled Building and Land reserve fund transfers total \$3,000,000. These funds are to be used for the construction of buildings, hangar construction, or for land purchases. If the Airport sells any land the funds received will go into the Building and Land Reserve Fund. In FY21 the Airport established a Capital Repair and Demolition Fund (CRDF). As Airport buildings and hangars continue to age this fund will be used to either do capital improvements to buildings, capital improvements to hangars, or demolish the building or hangar. The FY27 budget is scheduled to transfer 5% of budgeted long-term lease revenues, hangar 5 revenues, and hangar 6 revenues totaling \$184,089 into the CRDF.

Non-Operating Revenues and Expenses: On the recommendation of the Airport's auditors the Residential Sound Insulation Program (RSIP) was reclassified from a Capital Project to a non-operating expense project. The FY27 budget has \$4,100,000 in RSIP expenses that are offset by \$3,895,000 in anticipated RSIP grant reimbursement.

Capital "A" Projects: The total project expense of all Capital "A" projects is estimated at \$11,840,000, of which the Airport's budgeted local share is \$310,000, vendor invoices that the Airport will pay once grant revenues are received of \$790,000, and estimated grant revenues of \$6,307,000.

Unrestricted Net Assets Available: The Airport Business Plan requires the Airport to maintain an unrestricted net asset balance equal to 3 months (25%) of the current fiscal year's budgeted operating expenses, which would be \$1,668,278 ($\$6,673,111 \times 25\%$) for the FY27 budgeted operating expenses. The Airport's debt covenants require the Airport maintains a cash balance worth 180 days of budgeted operating expenses. For FY27 that amount is \$3,290,849 ($\$6,673,111 \times 180 / 365$) for the FY27 budgeted operating expenses.

The operating reserves and the debt covenant are separate from each other and are not a combined total. The Airport's projected operating and self-funded capital reserve funds, not including the Airport's four capital reserve sub-funds, beginning balance on April 30, 2027, of \$5,052,609, are sufficient to cover both the Airport's business plan and debt covenant requirements.

Staffing, Compensation, & Benefits

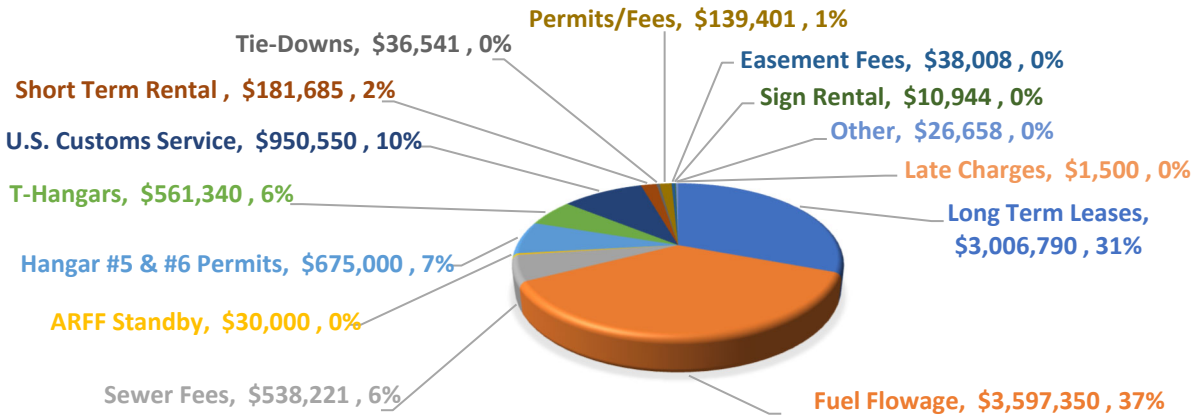
The number of Full-Time Equivalents (FTE) for Airport staff in FY27 is budgeted to reflect the change in FY26 to a full-time Administrative Assistant. The Airport plans on continuing to hire four maintenance interns and one administration intern during the summer months. Interns may be invited back to work for winter operations for further experience. All full-time and part-time Airport employees, excluding interns, are evaluated on an annual basis. Depending upon the individual employees' evaluation an increase in compensation may occur. No compensation increases are guaranteed.

Full-time Airport staff will be comprised of one Executive Director, one Director of Economic Development and Administrative Services, one Director of Finance, one Director of Operations & Maintenance, one Administrative Coordinator, one Administrative Assistant, one Property Accountant, one Maintenance and Operations Supervisor, six Maintenance Technicians, and one Operations Coordinator/Junior Maintenance Technician. Part-time and seasonal staff will be comprised of four maintenance interns and one management intern. The Executive Director reports directly to the Airport's Board of Directors. All other positions report to the Executive Director.

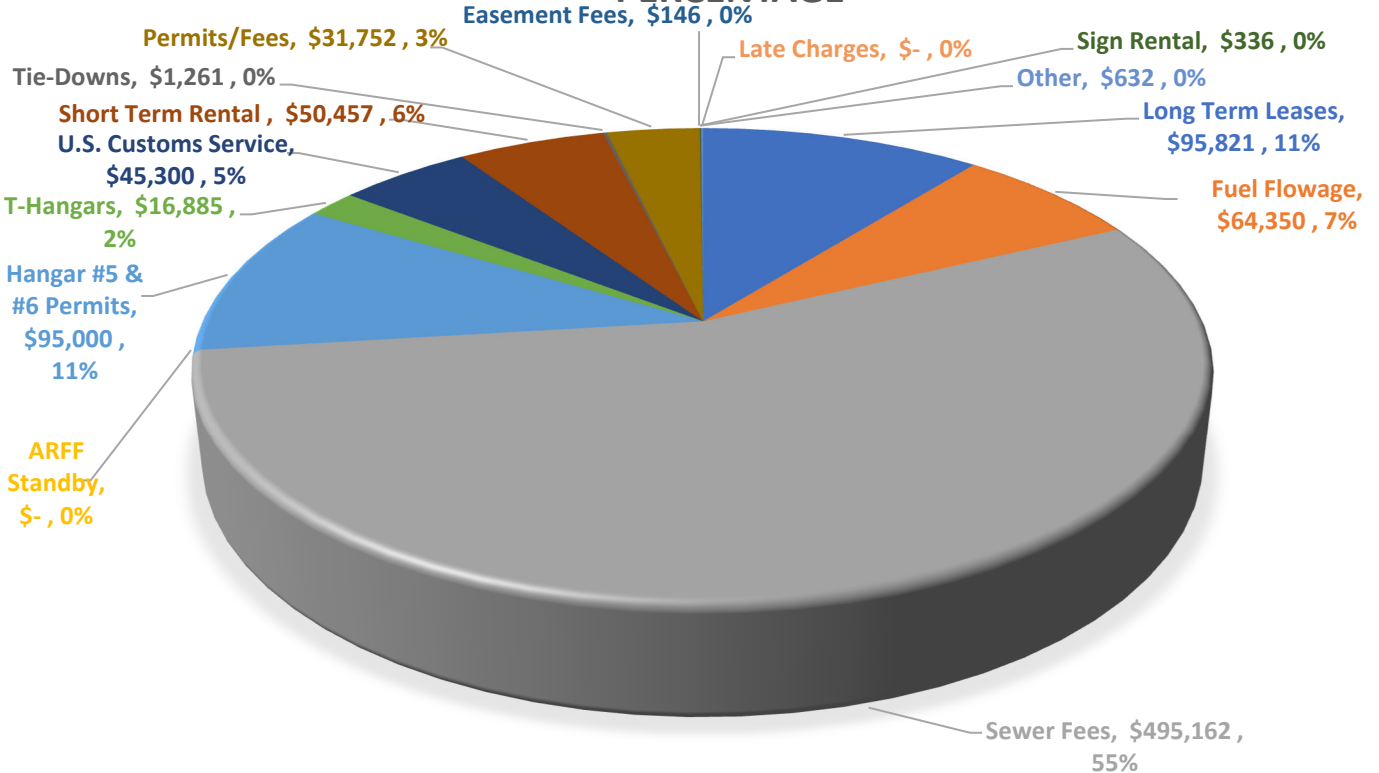
Employee Benefits consist of health insurance, optional dental insurance, life insurance, disability insurance, a 401A retirement plan, service time awards, and the Airport's share of FICA and Medicare

taxes. Operations and Maintenance employees are also eligible for an annual boot stipend and tool allowance reimbursement.

FY27 REVENUES BY SOURCE & PERCENTAGE OF FY27 REVENUE



FY27 TO FY26 REVENUE CHANGES BY DOLLAR AMOUNT & PERCENTAGE



Detailed Budget Analysis Revenues

FY27 revenues are budgeted to be \$9,793,988, an increase of \$897,101 from FY26. The Airport has historically used figures from the Bureau of Labor Statistics Table (CPI-U) Chicago-Gary-Kenosha, IL-IN-WI, all items 1982-84=100, CUURA207SA0, for its calculations. In January 2018, the Bureau of Labor Statistics changed the name of this region's table to Chicago-Naperville-Elgin, IL-IN-WI. The Airport will now be using Bureau of Labor Statistics Table (CPI-U) Chicago-Naperville-Elgin, IL-IN-WI, all items 1982-84=100, CUURS23ASA0 for calculations. All CPI numbers match the data from the previous table CUURA207SA0.

FY27 budgeted long-term lease revenues of \$3,006,790 are 30.70% of the total budgeted revenues. Long-term lease revenues are budgeted for a \$95,821 increase from FY26. All long-term leases have an annual rent escalator, usually these escalators utilize the local CPI. The timing of long-term lease increases varies and are dependent on the language in the long-term leases. The Airport used an estimated CPI adjustment of 1.0% for budgeting purposes. Depending on the lease's anniversary date the CPI percentage can be higher or lower. Calendar year 2025 averaged a CPI of 3.08%. However, January 2026, localized CPI was 1.345%.

Budgeted FY27 fuel flowage fees of \$3,597,350 are 36.73% of budgeted revenues. There is a budgeted increase for both the on and off-airport Jet-A Fuel Flowage rates for FY27. On airport Jet-A is budgeted for a \$0.01 per gallon increase. Jet-A fuel flowage gallons were increased to reflect the volume the Airport has experienced recently. The 100LL fuel flowage rate was budgeted to increase \$0.01 from FY26 and the number of gallons of 100LL has a budgeted decrease following the trends experienced in FY26. The combined changes resulted in an increase in total budgeted fuel flowage revenues of approximately \$64,350. Fuel flowage is a per gallon fee calculated on the number of gallons of aviation fuel purchased by the Airport's Fixed Based Operators (FBOs) and put into their fuel storage tanks. In FY27 the Jet-A fuel flowage rate is budgeted to be \$0.41 for on-airport fuel and \$0.82 for off-airport fuel. The FY27 100LL fuel flowage rate is budgeted to be \$0.21. Chicago Executive Airport does not charge landing fees and this variable revenue stream is the Airport's best opportunity to capture revenues from transient aircraft.

Hangar 5 and hangar 6 revenues continue to be their own line item in the FY27 budget. The Airport issues permits to tenants for both aircraft and office space. The service provider for hangar 5 and hangar 6 is a third party vendor paid to provide hangar services. The third party's employees handle and move aircraft. A fourth party, one of the FBOs, fuels the aircraft for these hangars. Airport staff per the Airport's insurance policies are not allowed to touch aircraft. Budgeted hangar 5 and hangar 6 revenues total \$675,000 and are 6.89% of the FY27 budget. The FY27 budget reflects the \$205 additional service fee charged to tenants to help offset the third-party vendor expenses. The additional service fee was added after the FY26 budget was passed and was used to directly offset the H5-H6 maintenance line expense item in FY26.

Total t-hangar revenues are budgeted to be \$561,340. Combined Southwest and Northeast t-hangar fees are 5.73% of budgeted revenues. All t-hangars are budgeted to be \$0.606 per square foot regardless of location. This is an increase of \$0.018 per square foot. A CPI increase of 3.08% was used for the Airport's per square footage fees. This is an average increase of \$24.89 per month for all t-hangars. The Airport did a rates and fees study in FY24 that recommended t-hangar fees. The FY27 budgeted t-hangar fees are an average of \$15 higher than in the FY24 study.

Budgeted tiedown fees of \$36,541 are 0.37% of budgeted revenues. The FY27 budget uses an average of 21 tiedown spaces permitted per month for the estimated revenue. Tiedown demand remains seasonal.

Tie-down fees were increased by a CPI of 3.08% and are budgeted at \$145 a month for a single engine aircraft and \$290 a month for a twin-engine aircraft in FY27.

Short-term lease revenues are budgeted to increase \$50,547 to \$181,685 in FY27. The change is mostly from the new lease for Hangar 11. Short-term lease revenues are 1.86% of this year's budget revenues.

Permits and Fees are budgeted to be \$139,401 and are 1.42% of the FY27 budgeted revenues. Airport staff continue to audit the airfield for commercial operating permits (COP) fees. COP fees were adjusted on the recommendations of the Airport's rates and fees study conducted in FY24. A flat rate on all airport COPs permits will remain in effect in FY27. Starting in FY25 COPs for when a through the fence operator is doing business, they are charged a COP fee three times what a based customer is charged per month. The Airport wants to ensure that the companies that have COPs and are based at the airport do not have to compete with off-site operators. The Airport hopes to encourage any company doing business on the airfield to have an established office or location on the airfield. Using the new access control system and better communications with the FBOs the Airport is monitoring an approved vendor list with the goal of capturing all commercial activities at the Airport.

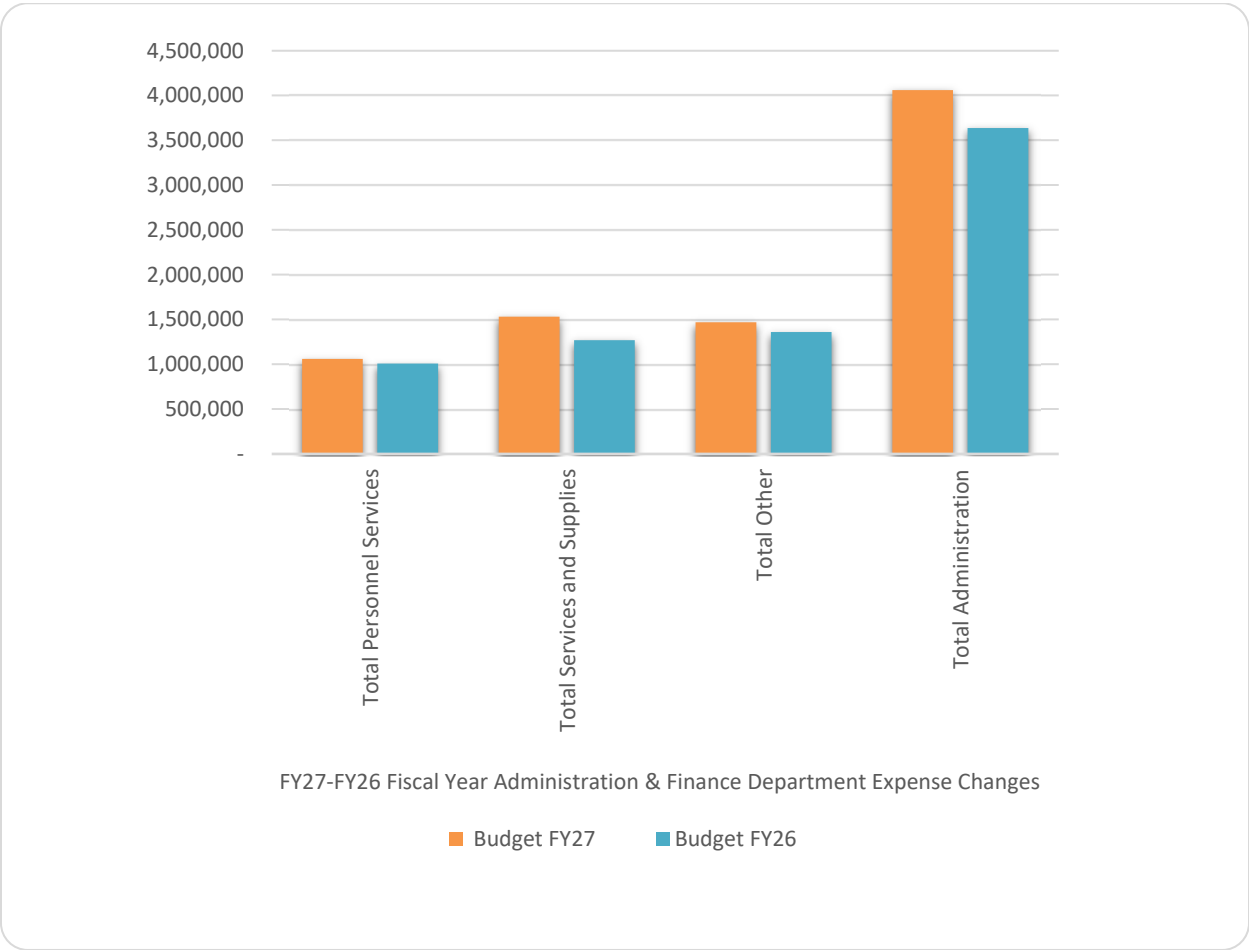
The FY27 budget proposes an increase of 3.08% for U.S. Customs fees. FY27 budgeted U.S. Customs fees total \$950,550 and are 9.71% of budgeted revenues. The FY27 budget uses 510 total operations with 245 overtime operations. The Airport remains the most used user fee airport in the region.

The Airport continues offering ARFF, through a partnership with the Village of Wheeling's fire department, on standby when a transient aircraft requests it. This will operate similarly to U.S. Customs where the FBOs charge the user to reimburse the Airport for the incurred expenses. Staff are continuing to explore this and final fee structure might be adjusted. The FY27 budget currently has ARFF revenues of \$30,000 and are 0.31% of the FY27 budgeted revenues. Staff will true up actual revenues in further fiscal years.

The largest change to the revenues in the FY27 budget is displaying the sewer fee revenues that were previously only shown in the sewer fund included with the rest of the revenues. Sewer fee revenues total \$538,221. Of this \$45,321 is for annual sewer fees and \$492,889 in one time connection fees if any Sky Harbour hangars are completed in late FY27.

Operating Budget

The operating budget is departmentalized by function- Administration & Finance (A&F) and Operations & Maintenance (O&M). Budgeted expenses for both departments are budgeted to increase to \$6,673,111. A total budgeted increase of \$753,297, or 12.73% compared to FY26.



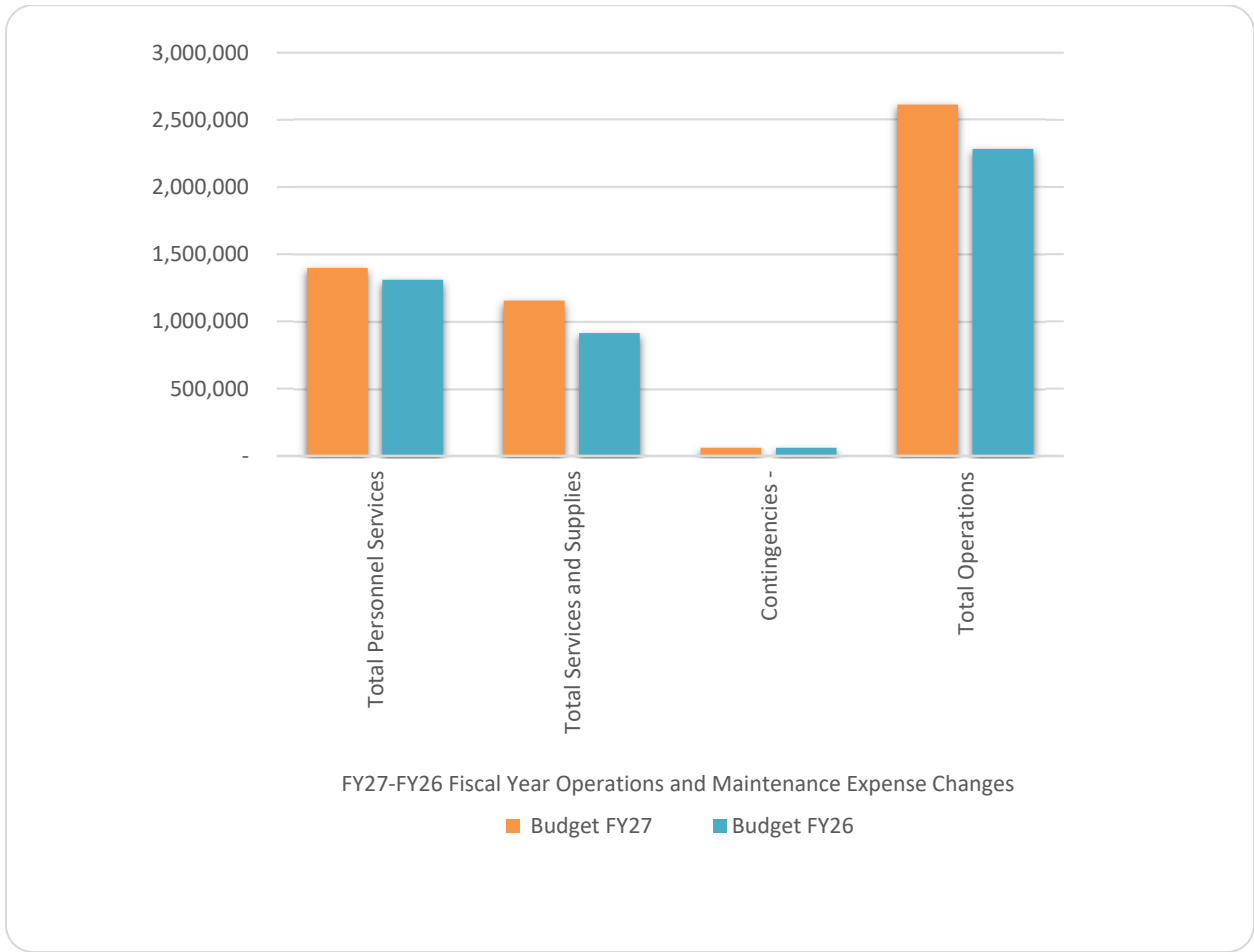
Administration & Finance Department

FY27 budgeted Administration & Finance expenses are \$4,060,013, which is an increase of \$424,033 or 11.66%, from FY26.

Personnel: The Personnel section’s is budgeted to increase by \$52,609, 5.22% increase, to \$1,060,041. In FY26 the administrative assistant position was changed to a full-time position with benefits that are reflected in the FY27 budget. Insurance expenses used an estimated 5.0% increase, which occurs in July. All non-Director level salaried wages include a 3.08% living wage adjustment and applicable taxes and benefits. As in the past few fiscal years there is no living wage adjustment for Director level staff.

Services and Supplies: This category in the budget is budgeted to increase by \$263,025 to \$1,531,112, a 20.74% increase. An estimated 7% increase for the Airport’s insurance renewal was used for the FY27 budget. There were significant increases in the software, engineering, lease development, and to the water and electric utilities.

Other: This category shows an expense increase of \$108,400, to \$1,468,850 for FY27. Budgeted expenses were increased for hosting the AAAE General Aviation Conference in August as part of Airport’s 100 Year Anniversary and the 5k run event. The Airport continues to budget to exhibit at the annual NBAA convention. This conference has led directly to Airport development leases and has increased relationships with current tenants that like to see exposure of the Airport. Representatives of the Airport will also be exhibiting and attending the NBAA Dispatcher’s conference in FY27. The FY27 budget also reflects an increase in expenses for the U.S. Customs facility and service costs.



Operations and Maintenance Department

FY27 budgeted Operations & Maintenance expenses are budgeted to be \$2,613,098, an increase of \$329,364, or 14.42%, from FY26.

Personnel: This section is budgeted to increase \$87,824 to \$1,398,256. This reflects a living wage adjustment of 3.08% for all hourly employees. The budget also reflects potentially promoting two maintenance employees to maintenance lead positions. As in the past few fiscal years there is no living wage adjustment for Director level staff. The Airport is also budgeting for a 5.0% increase to health insurance costs, which may increase in July.

Services and Supplies: In FY27 this section is budgeted to increase \$241,540 to \$1,154,841. The most significant driver for the expense increase is for the third-party vendor expenses for aircraft movements in Hangar 5 & Hangar 6. This expense and the additional service fee charged to tenants took place after the FY26 budget was passed. In FY26 the additional fee was charged to this line item but is separated into revenues and expenses in the FY27 budget. Other budgeted increases were to operations and maintenance software, third-party snow plowing outside the fence, and painting supplies.

Non-Operating Budget Items

Interest Income

The budget shows a decrease in interest income of \$178,062 to \$326,388. The Airport has been receiving an interest rate of 3.92% the past few months. Prior to FY26 that account was subject to a limited amount of activity but that no longer is in effect. The Airport accounts are now on a full sweep basis to maximize interest income.

Other Expense

The Airport budgeted for a decrease in Bank Fees for FY27 of \$2,600 totaling \$11,400.

Debt Service

The southwest t-hangars debt was retired in November 2025. The Airport's RSA debt will be retired in May 2030 with FY27 debt payments totaling \$69,675. The Airport's northeast t-hangar debt will be retired in May 2030 with FY27 debt payments totaling \$151,552. Entitlement monies of \$150,000 have not been included in the FY27 budget to reduce the northeast t-hangar debt. These funds have been used towards other projects in the past few fiscal years. The Airport continues to pursue these funds to lower its debt obligations. The U.S. Customs facility debt has a balloon payment due in November 2030. The debt had an interest rate adjustment in November 2025 from 3.05% to 5.2259%. Airport staff is working with the bank that issued the loan to lower the interest rate. The FY27 budget reflects the higher rate if staff is unsuccessful. The FY27 budgeted U.S. Customs facility debt payments total \$284,690.

RSIP Program

The RSIP program continues in FY27 but has been reclassified as a non-operating expense and revenue. The program has an expense of \$4,100,000 with offsetting grant revenues of \$3,895,000 for a net expense of \$205,000. Ultimately the Airport is only responsible for the local share of the project.

Capital Budget

In FY20 the Airport developed and implemented a Capital Improvement Plan (CIP). The CIP continues to be an invaluable tool in FY27 to help forecast and match projected revenues, transfers, interest, capital sales, and capital needs for the next five years on a continuous basis. It is an important planning tool that strengthens the link between the Airport's infrastructure needs and the Airport's financial capacity. The CIP plan is a living document and is a useful tool in all budget planning which allows the Airport to strategize and pivot as capital needs change in real-time.

The Capital Budget continues to utilize the CIP and the Airport's reserve funds. Outside of the Board established reserve funds the Capital Budget is comprised of four categories of Capital expenditures: Capital Improvements, Capital Construction, Capital Outlay, and Grant Service. In all categories, the expected expense is more than \$5,000 to be included. Except for Grant Service projects, the capital items are fully self-funded by the Airport's operating account or the appropriate reserve fund. A Capital Improvement is a cost for an improvement on an already existing asset of the Airport. In contrast, a Capital Outlay is for the purchase of a new asset or improvement that will increase the Airport's value, except for buildings. Capital Construction is for hangars, buildings, or significant building improvements. Grant Service projects are partially funded by the Airport with additional State and/or Federal funds providing the remainder of the funding. Projects in this category are taken directly from the Transportation Improvement Program (TIPs) submitted annually to the Illinois Department of Transportation, Division of Aeronautics (IDOT), for projects eligible for state and federal grant funding. Illinois is one of 10 states that participate in the State Block Grant Program. Under this program, the State assumes responsibility for administering the Airport Improvement Program (AIP) grants at general aviation and "other than primary" airports. Each State is responsible for determining which locations will receive funds for ongoing project administration.

The budget includes the following subcategories:

Capital Improvements

Capital Improvements total \$505,000 and consists of \$115,000 for facilities improvements, \$15,000 for fence/gate/landscaping projects, \$75,000 for capital security upgrades, and \$300,000 for pavement repair projects. Capital sewer projects have been moved to utilize the Sewer Reserve sub-fund.

Capital Construction

The FY27 budget has \$2,250,000 in exploring the design and construction of an Aviation Community Center so the public can further enjoy the world class resource that is Chicago Executive Airport.

Capital Outlay

Capital Outlay expenses total \$357,500. Budgeted Office Equipment and IT projects total \$90,000. The vehicles sub-section, totaling \$36,000, includes potential rehabilitation of Airport snow equipment to extend their useful life. Purchases of Vehicles and large Snow Equipment utilize the VEF sub-fund and are not included here. Shop Equipment totals \$51,500. The Capital Outlay- Other of \$180,000 for new runway identifier lights and work to decommission runway 6/24.

Grant Service

This information has been taken from the 12/15/2025 Final Submittal of the Transportation Improvement Program: Airports FFY2027-2031 approved by Resolution 25-044 and subsequent changes. Some years ago, Congress reduced federal funding levels for future projects from 95% to 90%. The State of Illinois increased their funding to 5% from 2.5% to make up half of the reduction. This changed the Airport's funding to 5% instead of the previous 2.5%. Congress in the latest FAA reauthorization switched the formula back to 95% Federal, 2.5% State, and 2.5% local.

The Airport has budgeted \$310,000 for the local share of Airport Improvement and \$790,000 in consultant invoices that will not be paid until grant funding is released to the Airport. Federal and State Grant "A" Projects have a total project cost of \$11,840,000. The Airport is uncertain if all of the Capital "A" projects will be funded by the state and federal government in FY27, but they are budgeted as being programmed in case these projects are selected. The construction resulting from these projects will continue to enhance the safety of this already safe Airport.

Continuing in this year's Grant "A" budget are Estimated FY27 Revenues. Some, but not all, of the projects require the State to pay the Airport and then the Airport, in turn, pays the vendor, whereas previously the State paid the vendors directly. The Airport will show these payments received as grant revenue. Although for most capital projects the Airport's final expense should be 5% or 2.5% depending on when the project was programmed of the total project cost, some of revenues listed for the projects are short of offsetting 95%-97.5% of the cost. The Airport cannot be certain that, for each listed project, the revenues will all be received in FY27, so the Airport has reduced our estimated grant revenue budget. The FAA directed the State to implement a 10% funds holdback program as an incentive and to encourage timely submittal of project closeout paperwork so grant revenues are withheld until the grant project is fully closed out. The holdback funds are supposed to be released upon finalization of the project, which will delay receipt of the Airport's reimbursement funds, and most likely will not be fully received in FY27.

The "B" projects are listed in the budget for informational purposes and are not included in the local share expense numbers. It is unlikely that any of these projects will be funded during our fiscal year. However, if the FAA or State of Illinois choose to do a "B" project the Airport will try to accommodate.

Capital "A" projects include the Phase 1 and Phase 2 of hot spot reconfigurations made possible with the decommissioning of runways 6/24. Phase 1 of the reconfiguration of an airfield hot spot had a local share

of \$100,735 paid in FY26. Other Capital “A” local shares and projects include Phase 2 of the reconfiguration of the taxiways to relieve a hotspot with a local share of \$310,000.

Reserve Funds

Sewer Reserve Sub-Fund

A Sewer Reserve sub-fund was established by the Airport Board in FY12 to allow for major sewer projects to be completed for both the sanitary sewer and storm water systems without the issuance of debt. FY27 has budgeted \$45,839 in annual fees generated from various sewer fees on the airfield. Also included is \$492,899 for the possibility Sky Harbour’s development connects to the Airport’s sewer system in FY27. These fees will be transferred to the sewer reserve fund. This is a change from FY26 where the sewer fees were directly entered into the sewer reserve fund. The FY27 budget has \$500,000 for sewer expenses. The largest portion of funds is to help alleviate stormwater needs for lease development.

It is expected the balance in the Sewer Reserve Fund at the end of FY27 will be approximately \$769,238 after income and expenses.

Vehicle and Equipment Replacement Sub-Fund

The CERF was formally established by the Airport Board of Directors in FY13. The CERF was renamed to VERF in FY21. Utilizing the CIP, the Airport plans to replace vehicles and large equipment on a continuous basis. The Airport plans to have sufficient capital equipment reserves in place to cover the future purchase of all small vehicles, large vehicles, equipment, and their attachments. The Airport will utilize the VERF to purchase a new large snowplow with a sprayer attachment for liquid deicer, a new snowbroom, a new maintenance truck, a new operations vehicle, and a new forklift. With the long leads times on large equipment final purchases may take place in FY28. The FY27 budget is projecting a \$500,000 transfer to the VERF fund and \$40,000 in sales of the replaced equipment.

The Vehicle Equipment Reserve Fund is expected to have a balance of approximately \$180,691 at the end of FY27 after transfers, income, and expenses.

Building and Land Reserve Sub-Fund

The Building and Land Reserve fund was established in FY16. This fund operates like our other sub-funds and allows the Airport to set aside monies for future improvements. This fund will be used for building construction, airport improvements, and land purchases at the Board’s discretion. The Airport would like to construct a new Airport office building. To limit any loan obligations the Airport is trying to grow this fund at a fast rate to reduce debt obligations and to utilize reserve funds. The FY27 budget is projecting a total transfer of \$3,000,000 into the fund. \$1,200,000 in funds are budgeted to be used towards an Aviation Community Center. If buildings or land are sold the funds received will go back into this fund.

The Building and Land Reserve Fund is expected to have a balance of \$5,260,262 at the end of FY27.

Capital Repair and Demolition Reserve Sub-Fund

The Capital Repair and Demolition Fund (CRDF) was created in FY21 for either capital repairs to Airport facilities or to demolish them. The FY27 budget uses a 5% transfer of long-term revenues, hangar 5 permit revenues, and hangar 6 permit revenues totaling \$184,089. There is a proposed \$700,000 expense in FY27.

The Capital Repair or Demolition Fund is expected to have a balance of \$363,055 at the end of FY27.

Operating and Operating Reserve Funds Available

The Airport uses the enterprise Joint Airport Fund for its operating activities. Revenues are deposited into this fund and operating expenses are drawn from it. Projected working capital on April 30, 2026, plus those amounts to be realized during FY27, will fund the budgeted operating and capital expenses, and will allow the Airport to continue to operate as a premier general aviation airport.

The Airport's Business Plan requires that the Airport maintain an unrestricted net asset balance equal to 25% of the current year's budgeted operating expenses, which would be \$1,668,278 (\$6,673,111 x 25%). The Business Plan also requires that operating expenses not exceed 90% of revenues. With budgeted revenues of \$9,818,422 and total budgeted operating expenses of \$6,673,111 operating expenses are 68.13% of budgeted revenues.

The Airport's debt covenants require the Airport to maintain a cash balance worth 180 days of budgeted operating expenses. For FY27 that would be \$3,290,849 (\$6,673,111 x 180 / 365).

The operating reserves and the debt covenant are separate from each other and are not a combined total. The Airport's projected beginning balance on May 1, 2026, of \$4,804,470 and projected ending balance of \$5,052,609 on April 30, 2027, are sufficient to cover both these requirements.

Debt Obligations

In January 2004, the Airport, through its owning municipalities, entered a loan arrangement with a local branch of a national bank for a loan totaling \$1,237,000 for the purpose of constructing two buildings containing 10 t-hangars each in the southwest quadrant of the Airport. Repayment of the loan began in January 2005 and was paid off in November 2025. This debt will not be mentioned in next year's budget.

A revenue anticipation note for \$4,700,000 was issued in December 2006 by Northbrook Bank and Trust for the Village of Wheeling, one of the owning municipalities, to fund a portion of the purchase price of land designated as a runway safety area (RSA) for the Airport. The note was reduced by \$1,500,000 in November 2008 and refinanced in April 2010 for 10 years with a balloon payment upon maturity. This revenue note was amended and modified for an additional 10 years and is scheduled to be paid off in May 2030. There is no prepayment penalty. The RSA note property is mostly vacant land. A portion of the property is being rented for truck trailer storage. This currently generates approximately \$33,649 per year to help offset the approximately \$69,675 annual debt service payments. Airport staff are working with the FAA to obtain additional reimbursement that would be applied to the outstanding debt. At the end of FY27 the remaining balance will be \$188,648.

Also, in April 2010, a construction loan from Northbrook Bank and Trust of \$2,300,000 was negotiated for the construction of six buildings containing 48 t-hangars in the northeast quadrant. This note was interest only until June 1, 2011, when payment of both monthly principal and interest was required. Through staff efforts, the interest rate on this note was repriced from 4.17% to 3.25% in May 2015. This revenue note was amended and modified for an additional 10 years and is scheduled to be paid off in May 2030. There is no prepayment penalty. FY27 budgeted debt service for this loan is \$151,552. At the end of FY27 the remaining balance will be \$399,339.

FY21 saw the groundbreaking for the new U.S. Customs and Border Protection facility. This revenue note was a construction loan up to \$3,000,000. This loan was interest only until December 1, 2022. With the principal payments beginning in FY24. FY27 budgeted debt service for this loan is \$284,690. The interest on this loan went through a five-year repricing in November 2025. The rate increased from 3.05% to 5.2259%. Staff are working with the bank to lower the interest rate for this loan. This debt contains a balloon payment on December 1, 2030. At the end of FY27 the remaining balance will be \$2,168,146.

Chicago Executive Airport
Total FY27 PROPOSED Budget

	FY26 Est Actual	FY26 Budget	FY27 Budget	FY27 vs FY26 Budget Change	FY27 vs FY26 Budget % Change
OPERATING BUDGET:					
Revenues	\$ 8,166,492	\$ 8,896,886	\$ 9,793,988	\$ 897,101	10.08%
Expenses:					
Administration Department	(3,276,154)	(3,635,980)	(4,060,013)	424,033	11.66%
Operations and Maintenance Department	(2,049,681)	(2,283,734)	(2,613,098)	329,364	14.42%
Net Operating Expenses	(5,325,835)	(5,919,714)	(6,673,111)	753,397	12.73%
Operating Income:	2,840,657	2,977,172	3,120,876	143,704	4.83%
Other:					
Other Interest Income	459,491	504,450	326,388	(178,062)	-35.30%
Other Income and Expense	(12,354)	(13,000)	(10,400)	(2,600)	-20.00%
Debt Service	(512,804)	(512,546)	(505,917)	(6,629)	-1.29%
Residential Sound Insulation Program (RSIP)	(114,055)	(250,000)	(205,000)	(45,000)	-18.00%
Total Other	(179,722)	(271,096)	(394,929)	(232,291)	-85.69%
Revenues less Net Expense	2,660,935	2,706,076	2,725,948	(88,587)	-3.27%
Sewer Fees to Reserves-Sewer	-	-	(538,221)	(538,221)	#DIV/0!
Transfers to Reserves-VERF	(513,201)	(516,000)	(540,000)	(24,000)	4.65%
Transfers to Reserves-Building & Land	(3,000,000)	(3,000,000)	(3,000,000)	-	0.00%
Transfers to Reserves-Facility Repair-Demo	(208,678)	(177,048)	(184,089)	(7,041)	3.98%
Net	(1,060,944)	(986,972)	(1,536,362)	(657,849)	66.65%
CAPITAL BUDGET:					
Sewer Reserve Fund Projects	(15,000)	(60,000)	(500,000)	(440,000)	733.33%
Vehicle & Equipment Fund Projects	-	(793,000)	(1,682,000)	(889,000)	112.11%
Building & Land Fund Projects	(2,000,000)	(2,000,000)	(1,200,000)	800,000	-40.00%
Capital Repair or Demolition Fund Projects	-	(36,750)	(700,000)	(663,250)	1804.76%
Capital Improvement	(124,152)	(590,000)	(505,000)	85,000	-14.41%
Capital Outlay	(32,531)	(154,573)	(177,500)	(22,927)	14.83%
Capital Construction	-	(5,000,000)	(2,250,000)	2,750,000	0.00%
Capital A Projects (Local Share)	(100,735)	(560,833)	(1,100,000)	(539,167)	96.14%
Capital Other	(12,000)	(82,991)	(180,000)	(97,010)	116.89%
Total Capital Expenses	(2,284,417)	(9,278,147)	(8,294,500)	983,647	-10.60%
Less: Grant Revenue	634,596	5,870,466	5,997,000	126,534	2.16%
Less: Sewer Reserve Funds	44,032	60,000	538,221	478,221	797.03%
Less: VERF Reserve Funds	513,201	793,000	540,000	(253,000)	-31.90%
Less: Building & Land Reserve Funds	2,000,000	2,000,000	3,000,000	1,000,000	0.00%
Less: Facility Repair-Demo Reserve Funds	-	36,750	184,089	147,339	400.92%
Less: Sewer Revenues-Reserve Fund Transfers	-	846,358	-	(846,358)	-100.00%
Net Capital Budget	907,412	328,428	1,964,810	2,482,741	755.95%
Funding (from)/to Capital Reserves	(153,532)	(658,545)	428,448	1,086,993	-165.06%
NET	\$0	\$0	\$0	\$0	\$0

Operating Revenues
FY27 Budget
Line Item Detail within Category

	FY27 Budget	Projected FY26 Actual	FY26 Budget	Budget Change
40010-000 Long Term Leases -	\$ 3,006,790	3,023,073	\$ 2,910,969	95,821

Long term revenue is derived from leases with a term of more than one (1) year. These leases are comprised of hangar, building, and ground leases. Lease rents increase annually by their respective anniversary date CPI or the CPI month stated in the lease. Following are the leases presently in effect and proposed to be in effect during FY27. We are using an estimated CPI increase of 3.2% for FY2026.

Property	FY27	Projected	FY26
Hangar #8	297,462	293,679	282,097
Hangar #9	440,801	446,866	437,737
Hangar #10	343,604	346,127	341,216
Hangar #13-No active lease	-	5,898	11,796
Ground Lease - ACCO	9,864 1	7,994	8,249
Ground Lease - Hangar 15	91,729 2	94,117	90,895
Ground Lease - Hangar 16	48,489 2	49,498	48,048
Ground Lease - Hangar 18	59,382	58,177	56,460
Ground Lease - Hangar 19	227,684 3	223,916	223,916
Ground Lease - Hangar 20	49,941	50,102	49,250
Ground Lease - Hangar 40	130,478	127,669	128,145
Ground Lease - Hangar 41	106,440	104,149	104,537
Ground Lease - Hangar 42	115,067	112,590	113,010
Ground Lease - Hangar 43	136,241	133,308	133,805
Ground Lease - H41 Parking Lot	25,220	25,220	-
Ground Lease - SFS Ramp	102,793	98,496	98,205
Ground Lease - SFS Terminal (24)	248,385	286,647	281,352
Ground Lease - Hawthorne FBO	304,018	294,615	290,902
Ground Lease - Hawthorne Charlie H21	91,874	89,911	87,584
Ground Lease - Hawthorne Charlie H22	70,736	70,467	69,625
Ground Lease - Hawthorne Charlie Ramp	60,923	60,786	59,966
Ground Lease - Hawthorne Charlie Ramp	12,010	12,338	11,821
Ground Lease - Stery Trucking	33,649 4	30,500	32,354
	3,006,790		2,960,969
Less: Rent Reserve	-		(50,000)
	3,006,790	3,023,073	2,910,969

- 1) CPI increase only done every five years. Adjusted for FY26 next adjustment this fiscal year FY31.
- 2) Leases on Hangars 15 & 16 were sold to the tenant. The leases above are ground leases only.
- 3) Hangar 19 building and fuel farm became one lease on November 1, 2022.
- 4) Stery Trucking now has an annual 4% escalator clause for the next 10 years

Fuel Flowage Fees**\$ 3,597,350**

2,710,893

\$ 3,533,000

64,350

Fees received from fuel flowage were adjusted for FY27. The estimates are based on the past several years of Fuel Flowage. JetA Fuel Flowage rates are \$0.40 for on Airport fuel and \$0.80 for off Airport fuel. 100LL Fuel Flowage rate increases \$0.01 to \$0.20 for on Airport fuel.

Fuel flowage is paid based on fuel gallons put into the FBO fuel tanks, not into the aircraft.

40120-000 JetA-On Airport,7.30 MM gal @ \$.41	2,993,000	2,181,065	2,880,000
40140-000 JetA-Off Airport, 430,000 gal @ \$.82	352,600	255,288	400,000
40130-000 100LL, 175,000 gal @ \$.21	36,750	37,350	38,000
40150-000 State of Illinois Aviation Fuel Program	215,000	237,190	215,000

Hangar #5 & #6 Permit Fees

Permit Fees for both Hangar 5 and Hangar 6

40060-000 Hangar #5 & #6	675,000	546,544	580,000	95,000
--------------------------	----------------	---------	----------------	--------

T-Hangars -**\$ 561,340**

534,648

\$ 544,456

16,885

SW-Bldng 50 fees per month \$7,213, bldng 51 = \$8,872, possible total \$16,085, annual \$193,020.

NE-40 small, 6 medium, and 2 large units; possible monthly fees of \$31,520, annual of \$378,240.

Subtracting a vacancy rate of for SW (\$3,899.50) and NE (\$5,733).

40070-000 SW T-hangars	189,010	180,845	183,277
40050-000 NE T-hangars	372,330	353,802	361,179

U.S. Customs Service -**\$ 950,550**

922,953

\$ 905,250

45,300

U.S. Customs inspection services - Budgeted at 510 total operations 245 Overtime operations

40210-000 U.S. Customs Base Fees	798,780	785,775	761,250
40220-000 U.S. Customs Overtime Fees	151,770	137,178	144,000

Sewer Fees -**\$ 538,221**

44,032

\$ 43,059

495,162

40310-000 Sewer/Stormwater Annual Fees	45,321	44,032	43,059
40320-000 Sewer/Storm One-Time Fees	492,899	-	-

40040-000 Short Term Rental -**\$ 181,685**

154,952

\$ 131,228

50,457

Hangar #11	92,568	71,948	43,868
RSIP Office	30,360	30,360	30,360
Jerry's Auto Body	28,203	25,310	27,360
Suburban Auto Care	30,554	27,335	29,640

Tie-Downs -**\$ 36,541**

34,377

\$ 35,281

1,261

Area 2 expected permit fees for FY27, Average 21 monthly spots @\$145

We do not anticipate an increase in the number of tie-down tenants at this time.

40080-000 North East Tiedowns	36,541	-	-
40080-000 Area #2	-	34,377	35,281

40660-015 ARFF Standby Requests -**\$ 30,000**

-

\$ 30,000

-

Permits/Fees -	\$ 139,401	118,856	\$ 107,649	31,752
Revenue derived from monthly Commercial Operating Permits (COP).				
40420-000 COP 42 @ \$267	134,569	114,221	102,565	
40410-000 FBO Airport Vehicle Inspections 6 Vehicles @\$145, 14 Fuelers @\$283	4,832	4,635	5,084	
40030-000 Easement Fees	\$ 38,008	36,629	\$ 37,862	146
Waste Management-stormwater, drainage & detention easement fee, adjusted for CPI increase.				
40520-000 Sign Rental	\$ 10,944	10,608	\$ 10,608	336
Monument sign rental-SFS @ \$456				
	5,472	5,304	5,304	
Monument sign rental-Hawth @ \$456				
	5,472	5,304	5,304	
Other -	\$ 26,658	28,011	\$ 26,026	632
Revenue from other miscellaneous sources (parking decals, plan fees, flag sales, etc.)				
The fuel management fee is for the use of the Airport's vehicle fueling station.				
40450-000 Fuel management \$359 mthly	4,308	4,032	4,176	
40500-110 Diesel Fuel usage	18,000	21,204	18,000	
40470-000 Other Miscellaneous (ex: filming)	2,250	435	2,250	
40480-000 Waiting List Fees (cancellations)	100	-	100	
40430-000 Airfield Access Control Credentials	2,000	2,340	1,500	
40660-000 Insurance Reimbursements	-	-	-	
40440-000 Late Charges -	\$ 1,500	918	\$ 1,500	-
Late charges are generally assessed at 10% per month for all T-hangar and most larger tenant leases.				

Total Revenues	\$ 9,793,988	\$ 8,166,492	\$ 8,896,886	\$ 897,101
% Change from FY26 Budget	10.08%			

**Administration Department
FY27 Budget
Line Item Detail within Category**

	<u>FY27 Budget</u>	<u>Projected FY26 Actual</u>	<u>FY26 Budget</u>	<u>Budget Change</u>
Personnel Services				
50400-100 Salaries - Full-time -	736,677	687,893	685,534	51,143
Salaries for six department personnel.				
50300-050 Salaries - Part-time -	16,000	39,372	46,000	(30,000)
Salary for one management intern.				
50200-050 Overtime -	1,000	3,432	4,500	(3,500)
Overtime costs as required for non-exempt employees of department.				
Service Awards/Recognition -	31,414	42,527	25,098	6,316
50700-100 Airport Appreciation Functions	21,000	31,166	15,000	
50700-100 Appreciation lunches - Staff in-house	1,900	1,200	1,800	
50700-150 Other-flowers, plaques, retirement	1,500	1,790	1,500	
50700-170 Staff recognition	3,144	4,646	3,048	
50700-170 Incentive program	3,120	2,975	3,000	
50700-200 Service Awards	750	750	750	
Pay for 1 employee with greater than ten (10) years of service and 1 employee of over 5 years.				
Payroll taxes -	59,000	53,815	59,000	-
Payroll taxes as follows:				
50500-050 FICA, 6.20%, Medicare 1.45%	58,000	52,855	58,000	
50500-150 Unemployment, Rate 0.85%	1,000	960	1,000	
Insurance -	158,000	139,131	132,300	25,700
Premiums for employee insurance, provided by the Airport through the Village of Wheeling. Budgeting a 5.0% insurance increase; renewal date is July 1st.				
50100-030 Dental	-	-	-	
50100-050 Disability	8,000	7,274	7,300	
50100-070 Pet-Employee paid	-	-	-	
50100-150 Health	150,000	131,857	125,000	
Retirement Contribution -	34,150	30,060	31,200	2,950
Full time employee Retirement Contributions @ 4.5% of pay.				
50600-050 Employer Contributions	33,150	29,060	30,200	
50600-150 Annual fees (\$250/qtr.)	1,000	1,000	1,000	

Administration Department Budget

Training -	1,000	-	1,000	-
50800-100 Training-Other	1,000	-	1,000	
50800-110 Education reimbursement	-	-	-	
Board/Municipality Reimbursement -	22,800	22,200	22,800	-
Stipends for six Airport Board of Directors at \$250 each for 12 meetings. The Chairman receives \$400 per meeting for 12 meetings.				
50400-050 Municipalities Reimbursement	-	-	-	
50400-050 Board stipends	22,800	22,200	22,800	
Total Personnel Services	1,060,041	1,018,430	1,007,432	52,609

SERVICES AND SUPPLIES

Airport Meetings -	31,500	24,120	31,500	-
Provisions and costs incurred for in-house, BOD meetings, and staff purposes. One joint meeting tentatively scheduled for the fall with the municipalities.				
54060-150 Airport Meetings	20,000	19,451	20,000	
52120-200 Joint Meetings (dinner)	11,500	4,669	11,500	
Audit Services -	25,555	23,807	25,505	50
52060-050 Cost to perform the annual audit	20,005	18,102	20,005	
52060-050 Single audit cost (if necessary)	5,000	5,200	5,000	
52060-100 GFOA annual financial report award applica	550	505	500	
52090-050 Building Repairs -	7,200	953	7,200	-
Cost for minor repairs or modifications of the administration office.				
Computer & Software -	244,373	197,963	110,424	133,950
54050-010 Computer Hardware & Supplies	40,000	1,157	10,000	
54420-050 Computer Software & maintenance	170,123	167,999	67,123	
Property & Accounting software and implementation, Zoom, Dropbox		-		
52210-050 Office network maintenance	23,000	18,351	23,000	
Backup service and monthly managed IT		-		
52540-050 Web hosting/internet service- Office	7,750	7,006	7,750	
52540-060 Internet service- Hangar 11	3,500	3,449	2,550	
Conf and Meeting Registration -				
Registration fees for conferences, seminars	26,255	17,121	26,505	(250)
52120-050 All Admin Conferences	21,255	15,479	21,255	
52120-250 Meetings & Business Lunches	5,000	1,641	5,250	
Consultants -	164,652	156,735	164,652	-
52510-080 Storm water consultant	9,652	1,890	9,652	
52540-200 Consultants - special projects	155,000	154,845	155,000	

Administration Department Budget

52180-100	Engineering Services -	150,000	178,835	125,000	25,000
	Costs for professional engineering services rendered by an out:				
54090-050	Equipment -	30,000	3,247	30,000	-
	Administrative equipment and furniture purchased that cost less than \$2,000, individually.				
	Equipment Rental and Maintenance -	6,000	5,542	6,000	-
	Office equipment rental and maintenance cost-meter rent. Konica-Machine lease and copy charges				
52210-200	Other repairs	500	1,253	500	
52210-250	Copier (includes use charges)	5,500	4,289	5,500	
54150-050	Fuel -	3,500	1,936	3,500	-
	Unleaded fuel cost for three department vehicles.				
	Insurance -	281,675	277,854	210,175	71,500
	The environmental policy renewed Dec 1, 2023 for a 3 year term. All other policies run Dec 1st through Nov 30th. Gallagher Aviation is the Airport's current insurance broker.				
52300-050	Commercial Automobile	14,000	13,171	14,000	
52300-090	Broker fee	-	4,602	8,500	
52300-100	Commercial Crime	2,700	2,162	2,700	
52300-150	Airport Liability (incl. excess liability)	45,000	43,861	45,000	
52300-200	Commercial Property	78,000	69,923	90,000	
52300-035	EMAS Insurance	92,000	98,076	-	
52300-250	Public Officials Liability	25,000	22,365	25,000	
52300-260	Environmental	17,000	19,355	17,000	
52300-300	Worker's Comp	475	375	475	
52300-031	Cybersecurity Insurance	7,500	3,962	7,500	
56200-050	Lease Development -	100,000	81,633	100,000	-
	Expenses incurred for new leases, i.e. survey, site selection, legal including reimbursable items.				
52360-050	Legal Services -	90,000	16,130	90,000	-
	Costs for the professional legal services provided by outside counsel.				
52450-050	Membership Dues -	16,705	14,729	16,705	-
	Department employee and Airport membership dues				
52480-100	Office Maintenance -	30,601	27,886	26,601	4,000
	Cost for routine office janitorial service.				
52480-100	Janitorial serv and supplies	16,000	15,533	12,000	
52480-100	RSIP Office Janitorial service	6,300	5,286	6,300	
52480-100	H5-H6 Janitorial service	4,948	4,209	4,948	
52480-150	Rug runners	1,753	1,535	1,753	
52480-200	Insect/Rodent control	1,600	1,323	1,600	

Administration Department Budget

<u>Other Services -</u>	33,093	15,726	39,643	(6,550)
Costs for other services not specifically listed any other categories.				
52420-150 Preemployment Physicals and drug, hearing, visual testings	500	303	500	
52510-020 Records disposal and storage	100	-	100	
52510-050 Credit card, GovDeal, background ck fees	1,000	114	1,750	
52510-060 Casualty loss deductibles, 1 @\$5,000	5,000	-	5,000	
52510-090 Contracted Labor - Office Temp	-	-	-	
52510-100 Payroll service - Paychex	7,200	7,052	7,000	
52510-110 Employee Hiring Exp	500	953	500	
52510-120 Office Security-Sentry	-	-	-	
52510-130 RSIP Office Alarm	793	-	793	
52720-200 Fire Alarm-Office & Shop	5,000	6,113	5,000	
52510-150 Appraisals	12,000	-	18,000	
52540-230 TV programming	1,000	1,494	1,000	
<u>52600-150 Postage -</u>	2,000	1,253	2,000	-
Cost for letter, parcel delivery, overnight delivery, and newsletter mailings.				
<u>Printing -</u>	3,900	3,559	4,400	(500)
52630-050 Aerial photography	1,900	1,649	1,900	
52630-150 Duplication/enlarging/binding	2,000	1,910	2,500	
<u>52660-050 Public Notices -</u>	3,500	3,985	3,500	-
Publication costs for public notices, bid documents, personnel ads, etc.				
<u>Subscriptions -</u>	1,212	2,003	1,212	-
Subscriptions by department personnel				
54450-400 Subscriptions-misc.	1,212	2,003	1,212	
<u>54480-150 Supplies -</u>	9,000	9,427	9,000	-
Purchase of stationary and office, computer, and copier supplies.				
<u>Telephone/Data -</u>	13,000	12,482	11,700	1,300
52720-050 Cellular-Verizon (5)	7,000	7,029	7,000	
52720-100 Local, long distance, fax	2,000	1,674	2,000	
52720-110 RSIP Office Phone-Internet	4,000	3,779	2,700	
<u>52750-050 Travel Expenses -</u>	35,000	31,457	33,900	1,100
Travel costs commercial transportation, \$500; ground transportation, \$50/day; hotel, \$175/night; and max meals per diem \$65, per travel policy, associated with attendance at trainings and conferences for department employees.				

Administration Department Budget

Utilities -	216,400	208,285	182,975	33,425
Monthly electric, natural gas, and water cost as follows:				
52150-020 Electricity:	115,000	110,037	96,375	
52150-025 Gas:	51,400	44,217	51,400	
52150-030 Water:	50,000	46,586	35,200	

Vehicle Maintenance -				
Vehicle maintenance service costs for three				
	6,000	682	6,000	-
54510-040 Airport #36 Ford Expedition	2,000	557	2,000	
54510-050 Airport #37 Ford Expedition	2,000	126	2,000	
54510-070 Airport #38, 2017 Ford Transit Van	2,000	-	2,000	
		-		

Total Services and Supplies	1,531,122	1,317,348	1,268,098	263,025
------------------------------------	------------------	------------------	------------------	----------------

OTHER

NBAA Convention -	90,000	81,036	90,000	-
Village Officials, CEA Board members, and/or staff attending the NBAA Convention in Las Vegas				
56300-150 Exhibitor fees & expenses	40,000	33,639	40,000	
56300-190 Travel Exp-staff-public relations	20,000	18,937	20,000	
56300-200 Travel Exp-CEA board members	20,000	21,849	20,000	
56300-220 Travel-Municipalities	10,000	6,611	10,000	

52151-000 Property Taxes -	400,000	163,521	400,000	-
-----------------------------------	----------------	---------	---------	---

56200.20 ARFF Standby Requests -	25,000	1,145	25,000	-
---	---------------	-------	--------	---

Public Relations/Marketing -	414,750	270,272	344,750	70,000
52405-050 Communications specialists	63,000	76,725	63,000	
Includes Marketing Consultant Services				
52405-100 Projects, videos, photos	20,000	1,325	20,000	
54255-050 Promo material-	25,000	27,135	25,000	
Materials include various promotional items				
54255-100 100 Year celebration	210,000	72,036	150,000	
54255-200 5K Run-the-Runway + evening event	40,000	50,786	30,000	
54255-220 Promo clothing	30,000	17,603	30,000	
54255-260 July 4th parade float	750	375	750	
54255-270 Chamber events & golf	2,000	2,186	2,000	
54255-280 CABAA events & sponsorship	8,000	4,837	8,000	
54270-050 Other-Municipality events	9,000	11,266	9,000	
Other also includes Taste of the Town, official airport golf sponsorships, breakfasts, Scholarship Assistance Fund event, and misc. Municipality events.				
54255-600 NBAA Dispatch Conf - (exhibit)	7,000	6,000	7,000	

Administration Department Budget

U.S. Customs Service -	479,100	424,401	440,700	38,400
-------------------------------	----------------	---------	---------	--------

Operating costs to provide inspection service to CEA users.

The service cost is the total cost of providing an agent, which is calculated annually and billed to us quarterly.

We receive the annual connectivity fee invoice in November, the telecom number is an estimate.

56550-010 U.S. Customs service cost	256,800	232,361	236,900
56550-020 U.S. Customs overtime charges	117,000	113,808	97,000
56550-030 Telecom (USCS network, cellphone)	30,000	23,659	30,000
56550-060 Other forms, supplies & services	3,000	2,357	1,500
56550-070 Collection fees	40,000	39,738	40,000
56550-080 U.S. Customs-Alarm Monitoring	10,000	2,124	13,000
52150-020 U.S. Customs-Electric	5,000	8,098	5,000
56550-110 U.S. Customs-Gas	5,000	1,208	5,000
56550-120 U.S. Customs-Water 26 East Palatine	6,000	1,049	6,000
56550-140 U.S. Customs-Refuse Serv	-	-	-
56550-140 U.S. Customs-Janitorial Serv	6,300	5,352	6,300

56600-010 **Contingencies -**

Account for unanticipated and underestima	60,000	-	60,000	-
---	---------------	---	--------	---

Total Other	1,468,850	940,376	1,360,450	108,400
--------------------	------------------	----------------	------------------	----------------

Total Administration	4,060,013	3,276,154	3,635,980	424,033
-----------------------------	------------------	------------------	------------------	----------------

% Change from FY26 Budget	11.66%			
----------------------------------	---------------	--	--	--

Operations & Maintenance Department

FY27 Budget

Line Item Detail Within Category

	<u>FY27 Budget</u>	<u>Projected FY26 Actual</u>	<u>FY26 Budget</u>	<u>Budget Change</u>
Personnel Services				
60400-100 Salaries - Full-time -	\$ 788,510	740,318	\$ 744,250	44,260
Salaries for nine department personnel.				
60300-050 Salaries - Seasonal -	\$ 40,960	47,520	\$ 40,960	-
Four summer positions- Select interns are invited back during winter months to help with snow ops				
60200-050 Overtime -	\$ 105,400	100,733	\$ 90,000	15,400
Overtime costs as required, mainly for snow removal. Approx seventeen hundred hours are budgeted at a 1½ hourly rate of \$62.00.				
Service Awards/Recognition -	\$ 12,146	12,345	\$ 11,250	896
60700-170 Staff Recognition	4,716	6,360	4,500	
60700-170 Incentive program	4,680	3,735	4,500	
60700-200 Service Awards	2,750	2,250	2,250	
Pay for 1 employee with 15-20 years of service at \$750, 3 employee with 10-14 years of service at \$500, and 2 with 5-9 years of service at \$250.				
Payroll taxes -	\$ 73,249	69,503	\$ 69,756	3,493
60500-050 FICA, 6.20%, Medicare, 1.45%	72,049	68,665	67,715	
60500-150 Unemployment, 2024 Rate 0.85%	1,200	838	2,041	
Insurance -	\$ 294,910	279,608	\$ 273,661	21,249
Premiums for employee insurance, provided by the Airport through the Village of Wheeling. Budgeting a 5.0% insurance increase; renewal date is July 1st.				
60100-030 Dental	-	-	-	
60100-050 Disability (9)	12,335	11,141	11,421	
60100-150 Health (9)	282,575	268,467	262,240	
60600-050 Retirement Contribution -	\$ 40,226	35,864	\$ 37,700	2,526
Full time employee Retirement Contributions @ 4.5% of pay.				
Training -	\$ 27,355	18,047	\$ 27,355	0
SAE certifications, Harper certifications. ANTN web based training from AAEE.				
60800-070 Disaster drill	21,000	16,563	21,000	
60800-080 Training	6,355	1,484	5,000	
60800-090 ANTN training system	-	-	1,355	
60800-110 Education reimbursement	-	-	-	

Uniforms -	\$ 15,500	13,911	\$ 15,500	-
Uniform cleaning and replacement for 7 full-time employees & 4 seasonal employees. Pants for 2 full-time employees plus \$150 boot allowance per full-time employee.				
60900-030 Safety Equip	3,000	629	3,000	
60900-050 Uniforms (safety shoes, gloves, caps)	11,000	11,948	11,000	
60900-100 Uniforms part-time	1,500	1,334	1,500	

Total Personnel Services	\$ 1,398,256	\$ 1,317,848	\$ 1,310,432	\$ 87,824
---------------------------------	---------------------	---------------------	---------------------	------------------

SERVICES AND SUPPLIES

Building Repairs and Supplies -	\$ 264,740	131,443	\$ 81,300	183,440
62090-040 Painting- Building Hangar exteriors - 5,000				
62090-050 General Hangar Repairs 11,300 6,710 11,300				
62090-060 Hangar 5 & 6 Repair-Supplies 35,000 118,705 40,000				
62090-061 Hangar 5 & 6 Movement Services 193,440				
62090-070 NE T-Hangar Repair-Supplies 15,000 3,553 15,000				
62090-080 SW T-Hangar Repair-Supplies 10,000 2,475 10,000				

Cost for the repair and supplies of Airport buildings and hangars.

62120-180 Training and Conf Registration -	\$ 11,000	5,340	\$ 11,000	-
Registration fees for trainings, conferences, seminars, and lunch meetings.				

Equipment/Tools -	\$ 57,705	13,556	\$ 46,205	11,500
Equipment purchased that cost less than \$2,000, individually.				
62210-050 Equipment maintenance cost 7,500 3,572 7,500				
64090-050 Communication equipment 7,000 920 7,000				
64090-100 Shop equipment 14,705 9,064 14,705				
Additional non-capital shop equipment				
64420-050 Operations & Maintenance Software 28,500 20,837 17,000				
Airport Operations Inspection Software, access control, & aircraft tracking software plus implementation.				

62240-050 Equipment Rental -	\$ 10,000	5,326	\$ 10,000	-
Temporary replacement of non-operative equipment, special equipment and tools.				

62270-050 Fence/Gate Supplies & Maint -	\$ 8,000	21,645	\$ 8,000	-
Fencing and gate repairs.				

Fuel -	\$ 65,000	40,203	\$ 65,000	-
64150-050 Diesel 50,000 28,824 50,000				
64150-100 Unleaded gasoline 15,000 11,379 15,000				

Operations and Maintenance Department Budget

Insurance -	\$ 74,000	59,070	\$ 76,600	(2,600)
Department vehicle and workers compensation insurance.				
Insurance is on a December to November annual renewal				
62300-050 Vehicles	29,000	30,373	29,000	
62300-090 Broker fee	-	1,976	2,600	
62300-300 Workers compensation	45,000	26,721	45,000	
Landscaping Service & Supplies -	\$ 52,500	47,067	\$ 52,500	-
Application of growth inhibitor, tree trimming and perimeter landscape services. Purchase of flowers, fertilizer, grass seed, holiday decorations.				
62330-050 Growth inhibitor, weed control	3,500	2,784	3,500	
62330-070 Landscaping-Other	2,000	1,248	2,000	
62330-100 Tree trimming/removal	22,000	21,300	22,000	
62330-110 Perimeter landscaping services	22,000	21,469	22,000	
64210-050 Landscaping materials	3,000	266	3,000	
64240-050 Lighting Service & Supplies -	\$ 40,000	24,833	\$ 40,000	-
Maintenance of and supplies for the Airport lighting system (runways, taxiways & street lights).				
Membership Dues -	\$ 825	550	\$ 825	-
Membership dues for Director and Maintenance & Operations supervisor positions.				
62450-050 AAAE (3)	825	550	825	
Other -	\$ 4,600	3,402	\$ 4,600	-
Costs not defined by another account plus US flags, windsocks, construction safety flags, hotel for snow events				
64270-100 Other-	2,500	-	2,500	
64270-050 Staff meals during snowplowing	2,100	3,402	2,100	
Other Services -	\$ 110,510	81,151	\$ 73,710	36,800
Costs for other contractual services not specifically listed in this category.				
62420-150 Medical Exams plus annual hearing and vision exams.	800	488	1,000	
62510-050 Other-Permits, stormwater, MWRD	1,500	117	1,500	
62510-110 Employee Hiring Fees	500	343	500	
62540-050 Vehicle Towing-tenants	150	-	150	
62540-210 Other-Backflow Inspections (7)	3,500	3,408	3,500	
Hgr 50 Hgr 51 TH 52 TH 54 TH56 Monument sprinkler Admin/Shop U.S. Customs				
62540-220 Fuel Tank inspection - repairs	15,000	9,746	15,000	
62540-250 Monitor-Light Vault (\$250/qtr TYCO)	1,060	1,431	1,060	
62540-280 Imperial Security-Cameras	24,000	23,651	24,000	
62540-290 Imperial Security-Gate Access	14,000	7,821	14,000	
62540-310 Snow plowing & hauling	50,000	34,148	13,000	
62570-100 Pavement Marking -	\$ 70,000	65,031	\$ 65,000	5,000

Operations and Maintenance Department Budget

Materials -	\$ 94,650	36,102	\$ 94,650	-
Materials used for Airport operations are as follows:				
64330-050 Asphalt	1,500	841	1,500	
64330-100 E36 - liquid runway/taxiway deicer	60,000	24,492	60,000	
64330-110 NAAC - solid runway deicer	-	-	-	
IL EPA requires we do not use Urea. NAAC is an approved substitute deicer but has been ineffective.				
64330-120 New Deal Deicer	25,000	8,219	25,000	
IL EPA requires we do not use Urea. New Deal is an approved substitute deicer.				
64330-150 Salt	3,500	458	3,500	
64330-200 Stone	250	-	250	
64330-250 Propane	1,900	970	1,900	
64330-300 Welding	2,500	1,122	2,500	
Sewer Maintenance & Supplies -	\$ 2,000	642	\$ 2,000	-
64360-100 Rodding, pipe, and supplies for minor repairs.				
Signage Supplies -	\$ 7,500	5,974	\$ 7,500	-
64390-050 Safety, information, airfield guidance signs and replacement of damaged signs.				
Supplies-Misc.-	\$ 55,600	45,469	\$ 35,200	20,400
64480-050 Aircraft tiedown	100	841	100	
64480-100 Environmental spill control	1,500	-	1,500	
64480-150 Shop supplies	12,000	16,830	12,000	
64480-160 Paint supplies	25,000	24,404	9,000	
64480-200 Visual aids-taxiway markers-cones	17,000	-	12,600	
64480-300 Hangar Supplies (fire ext, locks, s)	-	3,394	-	
Telephone -	\$ 9,800	9,417	\$ 9,800	-
62720-050 Cellular-Verizon (9 + 2 iPads)	8,300	8,592	8,300	
62720-100 Telephone	1,500	825	1,500	
Travel Expenses -	\$ 16,000	11,851	\$ 16,000	-
62750-040 Travel costs commercial transportation, \$500; ground transportation, \$50/day; hotel, \$175/night; and max meals per diem \$65, per travel policy, associated with attendance at conferences for department employees.				
Waste Removal -	\$ 11,250	18,066	\$ 11,250	-
Waste removal costs for Airport debris, used oil, and solvents.				
62810-050 Debris from airfield	8,000	4,470	8,000	
62810-100 Oil & Other Removal	3,000	1,854	3,000	
62810-150 Waste Removal-Regulatory (solvent)	250	11,743	250	
Wildlife Control -	\$ 4,000	3,929	\$ 4,000	-
64480-250 Bird bangers, screamers, misc. supplies	4,000	3,929	4,000	

Operations and Maintenance Department Budget

Vehicle Maintenance -	\$ 185,162	101,767	\$ 198,162	(13,000)
64510-050 General supplies	16,200	12,249	16,200	
Includes grease, oil, hydraulic fittings, filters etc....				
64510-010 Airport #1, 2019 Ford Interceptor	1,840	264	1,840	
64510-020 Airport #2, 2020 Ford Escape	1,270	66	1,270	
64510-030 Airport #3, 2011 Ford F250 Pickup	2,160	-	2,160	
64510-041 Airport #4, 2024 Kubota 4x4	400	-	400	
64510-070 Airport #5, 2020 Ford F450	900	562	900	
64510-060 Airport #6, 2013 Ford F250 Pickup	2,260	1,895	2,260	
64510-240 Airport #7, 1997 Oshkosh Broom*	-	-	13,000	
64510-080 Airport #8, 2021 Ford Pickup	250	1,679	250	
64510-090 Airport #9, 2015 Ford F350 Pickup w/b	2,650	2,964	2,650	
64510-100 Airport #10, 2008 Bobcat	2,700	271	2,700	
64510-110 Airport #11, 1990 Snow blower-sold	-	-	-	
64510-120 Airport #12, 2024 CAT 950 Wheel Load	3,000	1,130	3,000	
64510-130 Airport #35, 2004 Yale forklift	500	7,982	500	
64510-140 Airport #14, Plow with Sprayer	2,500	335	2,500	
64510-150 Airport #13, Case Front-end Loader	750	6,425	750	
64510-160 Airport #16, 2007 CASE 590 Backhoe	3,000	2,479	3,000	
64510-170 Airport #17, 2023 MB Broom*	26,000	5,012	26,000	
64510-180 Airport #18, 2003 Oshkosh Broom*	28,800	1,733	28,800	
64510-190 Airport #19, 2007 Oshkosh Broom*	27,500	10,045	27,500	
64510-200 Airport #20, 2017 Oshkosh Broom*	35,000	36,262	35,000	
64510-210 Airport #21, New Holland Tractor	1,500	-	1,500	
64510-220 Airport #22, Deere mower	4,916	3,171	4,916	
64510-230 Airport #31, Deere mower was #23	4,916	2,054	4,916	
64510-250 Airport #25 Deere Tractor Mower	1,500	785	1,500	
64510-330 Airport #33, 2016 Ford Dump Truck	1,000	-	1,000	
64510-280 Bobcat Mowers	500	-	500	
64510-015 Airport#15, 2021 MB Snowblower	13,000	4,403	13,000	
64510-400 Terrain King mower	150	-	150	

* Includes wafers and spacer rings for broom cores.

Total Services and Supplies	\$ 1,154,841	\$ 731,833	\$ 913,302	\$ 241,540
------------------------------------	---------------------	-------------------	-------------------	-------------------

Other

66600-010 Contingencies -	\$ 60,000	-	\$ 60,000	-
Account for unanticipated and underestimated department expenditures.				

Total Operations	\$ 2,613,098	\$ 2,049,681	\$ 2,283,734	\$ 329,364
% Change from FY26 Budget	14.42%			

Other Income and Expenses

FY27 Budget

	<u>FY27 Budget</u>	<u>Projected FY26 Actual</u>	<u>FY26 Budget</u>	<u>Budget Change</u>
Interest Income (Operating funds)				
90100-010 Checking Account Interest	\$ 325,980	459,055	504,000	(178,020)
This interest is for the Northbrook Bank and Trust accounts.				
90100-060 IMET Interest	\$ 408	436	450	(42)
Illinois Metropolitan Investment Pool. Enhanced money market rate.				
Total Interest Income	\$ 326,388	\$ 459,491	\$ 504,450	\$ (178,062)
% Change from FY26 Budget	-35.30%			

Other Income and Expenses

91050-030 Bank Fees	\$ 11,400	12,354	14,000	(2,600)
Fees to maintain the Northbrook checking account and Old National Bank loan account.				
93000-100 Gain or Loss of sale of fixed asset	\$ (1,000)	-	(1,000)	-
Misc. income, expenses, plus gain/loss on sale of assets.				
Total Other Expense / (Income)	\$ 10,400	\$ 12,354	\$ 13,000	\$ (2,600)
% Change from FY26 Budget	-20.00%			

	<u>FY27 Budget</u>	<u>Projected FY26 Actual</u>	<u>FY26 Budget</u>	<u>Budget Change</u>
Debt Service				
Loan/Note Interest	\$ 143,255	114,997	107,675	35,580
Interest on three bank loans/notes.				
91000-030 Old National Bank-SW T-Hgrs	-	442	582	
91000-040 Northbrook Bk #1-NE T-Hgrs	18,439	23,532	22,499	
91000-050 Northbrook Bk #3-RSA Land	6,793	11,113	10,629	
91000-060 Northbrook Bk #4-US Customs building	118,023	79,910	73,965	
Loan/Note Principal	\$ 362,662	397,806	404,871	(42,209)
Principal on four bank loans/notes.				
91010-030 Old National Bank-SW T-Hgrs *	-	35,142	42,209	
91010-040 Northbrook Bk #1-NE T-Hgrs +	133,113	133,113	133,113	
91010-050 Northbrook Bk #3-RSA Land ^	62,883	62,884	62,883	
91010-060 Northbrook Bk #4-US Customs**	166,667	166,667	166,667	
* Debt was paid off in November 2025.				
+ Fixed monthly principal payments of \$11,157				
^ Fixed monthly principal payments of \$5,351.34				
** Fixed monthly principal payments of \$13,888.89- Balloon payment or refinance in November 2030				
Total Principal and Interest	\$ 505,917	\$ 512,804	\$ 512,546	(6,629.22)
Old National Bank-SW T-Hgrs	-	35,585	42,791	
Northbrook Bk #1-NE T-Hgrs	151,552	156,645	155,612	
Northbrook Bk #3-RSA Land	69,675	73,997	73,511	
Northbrook Bk #4-US Customs building	284,690	246,577	240,632	
Loan/Note Balances as of:	<u>4/30/2025</u>	<u>4/30/2026</u>	<u>4/30/2027</u>	Maturity
	\$ 3,619,410	\$ 3,118,796	\$ 2,756,133	
Old National Bank*-SW T-Hgrs	\$ 42,209	\$ -	\$ -	November 2025
Northbrook Bk #1-NE T-Hgrs	665,566	532,452	399,339	May 2030
Northbrook Bk #3-RSA Land	314,414	251,531	188,648	May 2030
Northbrook Bk #4-US Customs building	2,597,222	2,334,812	2,168,146	Nov 2030
*Formerly First Midwest Bank				
Total Debt Service	\$ 505,917	\$ 512,804	\$ 512,546	\$ (6,629)
% Change from FY26 Budget	-1.29%			

RSIP Fund
FY27 Budget
Line Item Detail within Category

The Residential Sound Insulation Program is a unique FAA grant funded program. This program allows for sound insulation like new windows and doors into qualifying neighboring residences. The RSIP program is further unique that it is different from the Airport's typical grants because the Airport will never directly have ownership or usage of what the grant provided. However the RSIP program is also not an operating revenue or expense necessary to keep the Airport open and operational. The RSIP program is a non-operating revenue and non-operating expense.

	<u>FY27 Budget</u>	<u>Projected FY26 Actual</u>	<u>FY26 Budget</u>	<u>Budget Change</u>
RSIP Non-Operating Revenues:				
91800-010	<u>\$ 3,895,000</u>	<u>2,167,053</u>	<u>\$ 2,250,000</u>	<u>1,645,000</u>
	RSIP Revenues	3,895,000	-	
Total revenue				
	\$ 3,895,000	\$ 2,167,053	\$ 2,250,000	\$ 1,645,000
RSIP Non-Operating Expenses:				
	<u>\$ 4,100,000</u>	<u>\$ 2,281,108</u>	<u>\$ 2,500,000</u>	<u>1,600,000</u>
91800-020	Administration	\$ 1,400,000	845,666	
91800-030	Construction	\$ 2,700,000	1,435,442	-
Total expenses:				
	\$ 4,100,000	\$ 2,281,108	\$ 2,500,000	\$ 1,600,000
Net Income:				
	\$ (205,000)	\$ (114,055)	\$ (250,000)	\$ 45,000

Sewer Reserve Fund
FY27 Budget
Line Item Detail within Category

		Projected	FY26 Budget	Budget Change	
	FY27 Budget	FY26 Actual			
Revenues:					
80100-040	Sewer/Stormwater Annual Fees	44,032	\$ 43,059	2,262	
	Fees for annual sanitary maintenance or stormwater assessment fees. Most rates are subject to an annual CPI increase. Square Foot rates vary by service type and location on the Airport.				
	Hangar 11-sanitary sewer maint fee*	488	400		
	Hangar 11-stormwater sewer maint fee*	1,461	-		
	Hangar 16-sanitary sewer maint fee	376	361		
	Hangar 16-stormwater fee	608	584		
	Hangar 18-sanitary sewer maint fee*	447	447		
	Hangar 18-annual stormwater fee*	1,342	1,342		
	Hangar 19-sanitary sewer maint fee	-	-		
	Hangar 19-stormwater fee	-	791		
	Hangar 20-annual stormwater fee	1,537	1,466		
	Hangar 20-sanitary sewer maint fee	515	491		
	Hawthorne FBO-annual stormwater fee	9,248	8,961		
	Hawthorne FBO-sanitary sewer fee	3,067	2,971		
	Hawthorne Charlie H21-storm fee	1,204	1,162		
	Hawthorne Charlie H21-sanitary fee	263	254		
	Hawthorne Charlie H22-storm fee	2,462	2,430		
	Hawthorne Charlie H22-sanitary fee	823	812		
	WM-200 Sumac-sanitary sewer maint	376	368		
	WM-various Sumac-sanitary sewer maint	3,175	3,003		
	Atlantic Sanitary	4,488	4,310		
	Atlantic Stormwater	13,440	12,906		
	* No CPI Increase				
	** Includes storm sewer from rented parking parcel				
80100-040	Sewer/Storm One-Time Fees	-	-	492,899.28	
	Fees for one-time connection or stormwater assessment fees. All the rates are subject to an annual CPI increase. Square Foot rates vary by service type and location on the Airport.				
	Sky Harbour-storm fee	368,873	-		
	Sky Harbour-sanitary fee	124,027	-		
80100-030	Interest	-	-	-	
	Interest earned				
Total revenue		\$ 538,221	\$ 44,032	\$ 43,059	\$ 495,162
Capital Outlay:					
82000-010		15,000	\$ 60,000	440,000	
	Sewer Repairs	\$ 20,000	15,000	60,000	
	Stormwater Expenses	\$ 480,000	-	-	
Total expenses:		\$ 500,000	\$ 15,000	\$ 60,000	\$ 440,000
Net Income:		\$ 38,221	\$ 59,032	\$ (16,941)	\$ 55,162

Sewer Reserve Fund Projections through FY31					
Balance of Reserves:	Starting Balances	Revenues	Interest	Expense	Ending Balances
FY26 Projected:	\$ 702,441	\$ 43,059	\$ -	\$ (15,000)	\$ 730,500
FY27 Projected:	\$ 730,500	\$ 538,739	\$ -	\$ (500,000)	\$ 769,238
FY28 Projected:	\$ 769,238	\$ 318,049	\$ -	\$ (500,000)	\$ 587,287
FY29 Projected:	\$ 587,287	\$ 71,822	\$ -	\$ (250,000)	\$ 409,109
FY30 Projected:	\$ 409,109	\$ 72,867	\$ -	\$ (25,000)	\$ 456,976
FY31 Projected:	\$ 456,976	\$ 73,928	\$ -	\$ (25,000)	\$ 505,904

Vehicle and Equipment Reserve Fund (VERF)

FY27 Budget

This fund was established in FY13 to provide money for the future purchase of vehicles and equipment. In FY20 this fund was renamed to the vehicle and equipment reserve fund.

	<u>FY27 Budget</u>	<u>Projected FY26 Actual</u>	<u>FY26 Budget</u>	<u>Budget Change</u>
Revenues:				
85100.02	\$ 40,000	\$ 13,201	\$ 16,000	24,000
Sale of Vehicle or Equipment				
Old Vehicle sales	40,000	13,201	16,000	
85100-010	\$ 500,000	500,000	\$ 500,000	-
Transfers In:				
Annual Transfer	500,000	500,000	500,000	
85100-300	\$ -	-	\$ -	-
Interest				
Interest earned				
Total revenue	\$ 540,000	\$ 513,201	\$ 516,000	\$ 24,000

Capital Outlay:				
85100-500	\$ 1,682,000	-	\$ 793,000	889,000
Airport 3 2011 Pickup	72,000	-	68,000	
Airport 14 1990 Large Plow with	725,000	-	725,000	
Airport 20 2017 Snowbroom	770,000	-	-	
Airport 1 2018 Ops Explorer	65,000	-	-	
Airport 35 1998 Forklift	50,000			
Total expenses:	1,682,000	-	793,000	889,000
Net income:	\$ (1,142,000)	\$ 513,201	\$ (277,000)	

VERF Fund Balance Projections through FY31						
Balance of Reserves:	Starting Balances	Transfer	Interest	Expense	Vehicle Sales	Ending Balances
FY26 Projected:	\$ 809,490	\$ 500,000		\$ -	\$ 13,201	\$ 1,322,691
FY27 Projected:	\$ 1,322,691	\$ 500,000		\$ (1,682,000)	\$ 40,000	\$ 180,691
FY28 Projected:	\$ 180,691	\$ 500,000		\$ (209,400)	\$ 4,000	\$ 475,291
FY29 Projected:	\$ 475,291	\$ 500,000		\$ (770,000)	\$ 13,000	\$ 218,291
FY30 Projected:	\$ 218,291	\$ 500,000		\$ (60,000)	\$ 4,000	\$ 662,291
FY31 Projected:	\$ 662,291	\$ 500,000		\$ (770,000)	\$ 13,000	\$ 405,291

Building and Land Reserve Fund
FY27 Budget

This fund, established in FY16, is to provide funds for the future construction of airport improvements; including new administration and maintenance buildings, facility improvements, and land purchases.

	<u>FY27 Budget</u>	<u>Projected FY26 Actual</u>	<u>FY26 Budget</u>	<u>Budget Change</u>
Revenues:				
85200-010 Transfers In:	\$ 3,000,000	3,000,000	\$ 3,000,000	-
Transfer In	3,000,000	3,000,000	3,000,000	
Transfer Out	-	-	-	
85200-300 Interest	\$ -	-	\$ -	-
Interest earned on money market funds				
Total revenue	\$ 3,000,000	\$ 3,000,000	\$ 3,000,000	\$ -
85200-350 Capital Outlay:				
Fund Expenses	\$ 1,200,000	2,000,000	\$ 2,000,000	(800,000)
Fund Expenses	1,200,000	2,000,000	2,000,000	
Total expenses:	\$ 1,200,000	2,000,000.00	2,000,000.00	(800,000.00)
Net Income:	\$ 1,800,000	\$ 1,000,000	\$ 1,000,000	

Building & Land Fund Balance Projections through FY31							
Balance of Reserves:	Starting Balances	Transfer In	Transfer Out	Interest	Expense	Fund Sales	Ending Balances
FY26 Projected:	\$ 2,460,262	\$ 3,000,000	\$ -	\$ -	\$ (2,000,000)	\$ -	\$ 3,460,262
FY27 Projected:	\$ 3,460,262	\$ 3,000,000	\$ -	\$ -	\$ (1,200,000)	\$ -	\$ 5,260,262
FY28 Projected:	\$ 5,260,262	\$ 2,000,000	\$ -	\$ -	\$ (7,000,000)	\$ -	\$ 260,262
FY29 Projected:	\$ 260,262	\$ 2,000,000	\$ -	\$ -	\$ -	\$ -	\$ 2,260,262
FY30 Projected:	\$ 2,260,262	\$ 2,000,000	\$ -	\$ -	\$ -	\$ -	\$ 4,260,262
FY31 Projected:	\$ 4,260,262	\$ 2,000,000	\$ -	\$ -	\$ -	\$ -	\$ 6,260,262

**Capital Repair or Demolition Reserve Fund
FY27 Budget**

This fund was created in FY21. This fund will be used for capital repairs or demolition to airport hangars and buildings depending on their condition and capital repair needs.

	<u>FY27 Budget</u>	<u>Projected FY26 Actual</u>	<u>FY26 Budget</u>	<u>Budget Change</u>
Revenues:				
85300-010	\$ 184,089	196,476	\$ 177,048	7,041
Transfers In:				
Transfer In	\$ 184,089		\$ 177,048	
Transfer Out	\$ -			
85300-030	\$ -	12,203	\$ -	-
Interest				
Interest earned on money market funds				
Total revenue	\$ 184,089	\$ 208,678	\$ 177,048	\$ 7,041
85300-300				
Capital Expense:				
	\$ 700,000	-	\$ 36,750	663,250
R&D Fund Expense	\$ 700,000	-	\$ 36,750	
Total expenses:	\$ 700,000	-	36,750	663,250.00
Net Income:	\$ (515,911)	\$ 208,678	\$ 140,298	\$ (656,209)

Facility Capital Repair and Demolition Reserve Fund Balance Projections through FY31							
Balance of Reserves:	Starting Balances	Transfer In	Transfer Out	Interest	Expense	Ending Balances	
FY26 Projected:	\$ 701,916	\$ 177,049	\$ -	\$ -	\$ -	\$ 878,965	
FY27 Projected:	\$ 878,965	\$ 184,089	\$ -	\$ -	\$ (700,000)	\$ 363,055	
FY28 Projected:	\$ 363,055	\$ 187,771	\$ -	\$ -	\$ -	\$ 550,826	
FY29 Projected:	\$ 550,826	\$ 191,527	\$ -	\$ -	\$ (250,000)	\$ 492,353	
FY30 Projected:	\$ 492,353	\$ 195,357	\$ -	\$ -	\$ (525,000)	\$ 162,710	
FY31 Projected:	\$ 162,710	\$ 199,264	\$ -	\$ -	\$ (275,000)	\$ 86,974	

Capital Summary

	FY27	Projected	FY26
Does not include Sub Reserve Funds	Budget	Actual	Budget
Revenue			
Grant-GA Entitlement & CARES	-	-	-
Grant-Aviation Community Center	(5,000,000)		(5,000,000)
Grant-Airport Master Plan (Phase 2)	(350,000)	(128,305)	(350,000)
Grant-Hot Spot- Reconfigure Taxiways Phase 1	(640,000)	-	(160,000)
Grant-NE Quadrant Apron and Taxiway Access	(5,000)	(278,416)	(87,750)
Grant-Expand East Quadrant	(2,000)	(609)	(36,400)
Grant-Rehab Airfield Lighting - Phase 1		(4,774)	(40,000)
Grant-Master Drainage Study		(193,959)	(165,000)
Grant-Update Exhibit A Property Map		(28,533)	(31,316)
Total	(5,997,000)	(634,596)	(5,870,466)
Capital Improvements			
Building replacement/repair	2,365,000	-	5,110,000
Fence/Gate repair	15,000	-	15,000
Security	75,000	10,764	115,000
Pavement Repair	300,000	124,152	350,000
Total	2,755,000	134,916	5,590,000
Capital Outlay			
Office Equipment	90,000	6,629	30,000
Vehicles	36,000	12,000	36,000
Shop Equipment	51,500	13,902	88,573
Capital Outlay- Other	180,000	-	82,991
Total	357,500	32,531	237,564
"A" Projects			
Hot Spot- Reconfigure Taxiways Phase 1	480,000	100,735	100,000
Hot Spot- Reconfigure Taxiways Phase 2	620,000		97,500
NE Quadrant Apron and Taxiway Access	-	-	130,000
South Parallel Taxiway Rwy 12/30 Phase 1	-	-	-
NE Quadrant Auto Parking Lot & Entrance Road	-	-	-
Master Drainage Study			225,000
Update To Exhibit A Property Map			8,333
Total	1,100,000	100,735	560,833
Other			
Debt Service-from GA entitlement grant	-	-	-
Total	-	-	-
Total	(1,784,500)	(366,414)	517,931

**Capital Projects-Internally Funded
FY27 Budget
Line Item Detail within Category**

	FY27 Budget	
CAPITAL IMPROVEMENTS		
Non-Reserve Funds		
72000-010 <u>Facilities</u>	\$ 115,000	
Capital Improvements budgeted for Airport facilities are as follows:		
Lighting Vault back up generator		35,000
Misc. building repairs		80,000
72100-010 <u>Fencing, Gates, Landscaping -</u>	\$ 15,000	
Repair/improvement of fencing and gates.		15,000
72100-020 <u>Security Improvements -</u>	\$ 75,000	
Upgrades to airfield security		75,000
72200-010 <u>Pavement Repairs</u>	\$ 300,000	
Pavement replacement, crack sealing and lot repairs.		300,000
Total Capital Improvements	\$ 505,000	
 CAPITAL CONSTRUCTION		
73000-030 <u>Capital Facility Design-Construction</u>	\$ 2,250,000	
Future Aviation Community Center Building Design-Construction		2,250,000
Total Capital Construction	\$ 2,250,000	
 CAPITAL OUTLAY		
74000-010 <u>Office Equipment -</u>	\$ 90,000	
Office computer equipment		30,000
PACE IT projects updates		60,000
74100-010 <u>Vehicles- Capital Repairs Purchases are now from VERF</u>	\$ 36,000	
Airport 12-14-17-18-19-20 or Snow Equipment Rehab		18,000
Airport 12-14-17-18-19-20 or Snow Equipment Rehab		18,000
74200-010 <u>Shop Equipment</u>	\$ 51,500	
Undesignated shop equipment		10,000
TYCO Fire Alarm Panel		41,500
74300-010 <u>Capital Outlay- Other</u>	\$ 180,000	
Runway End Identifier Lights for Runway 12/30		30,000
Decommissioning of Runway 6/24		150,000
Total Capital Outlay	\$ 357,500	
Total-Internally Funded Capital	\$ 3,112,500	

**"A" Projects
FY27 Budget**

Grant Service

The "A" and "B" projects listed are taken directly from the IL Dept of Transportation, Division of Aeronautics, Transportation Improvement Program: Airports FFY2026-2029, Final Submittal 12/15/2023. The Airport Board of Resolution 23-039 was passed by the BOD on December 13, 2023. Federal Fiscal Year (FFY) runs from October 1, 2024 to September 30, 2026.

	Est FY27 Revenue	Local Share	Engineering Invoices flow through CEA	Total Project Expense
<u>PWK-5128 Quadrant Apron and Taxiway Access</u>	5,000	-	-	2,600,000
Construct Northeast Quadrant Apron and Taxiway Access for New Tie Down Area Current funding program is Federal 90%, State 5%, Local 5%.				
<u>Expand East Quadrant GA Apron-construction/local share (est)</u>	2,000	-	-	1,040,000
Expand Airport East Quadrant General Aviation Aircraft Parking Apron. Current funding program is federal 0%, state 90%, and local 10%.				
<u>Hot Spot- Reconfigure Taxiways Phase 1</u>	640,000	-	480,000	2,000,000
Remove hot spot location 1 on east side of Airport Current funding program is Federal 90%, State 5%, Local 5%.				
<u>Hot Spot- Reconfigure Taxiways Phase 2</u>	310,000	310,000	310,000	6,200,000
Remove hot spot location 2 on east side of Airport Current funding program is Federal 90%, State 5%, Local 5%.				
<u>South Parallel Taxiway Rwy 12/30 Phase 1</u>	-	-	-	-
South Parallel Taxiway Rwy 12/30 Phase 1 Current funding program is Federal 90%, State 5%, Local 5%.				
Subtotal Airport Development	957,000	310,000	790,000	11,840,000
	Est FY27 Revenue	Local Share	Engineering Invoices flow through CEA	Total Project Expense
<u>Aviation Community Center</u>	5,000,000	-	-	-
Facilitate planning and construction of an Aviation Community Center				
<u>Airport Master Plan (Phase 2)</u>	350,000	-	-	-
Secondary project work on the Master Plan update. This amount is for reimbursement of CMT expenses. IDOT Division of Aeronautics agreed to reimburse 50%. Current funding program is Federal 50% & Local 50%. IDA is considering a switch to Federal 90%, State 5%, and Local 5%.				
Total Grant Service "A" projects	6,307,000	310,000	790,000	11,840,000

**"B" Projects
FY27 Budget**

The following grant-supported projects, while important to the development of the Airport, are not expected to be funded during the fiscal year due to the funding level being provided by the FAA & IDOT for other projects carrying higher funding priorities. There is a high probability these amounts will not be required, so they are not included in our FY26 grant budget funding requirements.

	<u>Local Share</u>	<u>Total Project Cost</u>
<u>Rehab Airfield Lighting-Phase 2</u> Includes Vault, circuits, and regulators	<u>75,000</u>	<u>1,500,000</u>
<u>Rehab Airfield Lighting-Phase 2</u> Includes signs	<u>25,000</u>	<u>50,000</u>
<u>Widen Runway 12/30</u> Widen runway 12/30 to 100'. Current funding program is Federal 90%, State 5%, Local 5%.	<u>197,500</u>	<u>3,950,000</u>
<u>RSA Study (per FAA) & Land Reimburse. Rwy 34 End</u> RSA Study & Reimbursement for the acquisition a Portion of Runway 34 End RSA - Clearing and Fencing No Board resolution yet.	<u>12,500</u>	<u>250,000</u>
<u>Construct Wildlife Perimeter Fence</u> Install Airport Perimeter Security/Wildlife 10' Fencing South side of crick only Current funding program is federal 90%, state 5%, local 5%.	<u>100,000</u>	<u>2,000,000</u>
Total Grant Service "B" projects-not included in proposed budget	\$ 410,000	\$ 7,750,000

Unrestricted Net Position (Reserves) Available:

	<u>Operating and Capital Reserve Fund</u>	<u>Sewer Reserve</u>	<u>(VERF) Capital Reserve</u>	<u>Building & Land Reserve</u>	<u>Repair or Demo Reserve</u>	<u>Total Cash and Equivalents</u>
Projected Starting Cash Balances @ 4/30/2026	4,804,470	730,500	1,254,691	3,460,262	878,965	11,128,888
FY27 Budget:						
Revenue Budget	9,793,988	-	40,000	-	-	9,833,988
Operating Expenses*^	(6,673,111)	-	-	-	-	(6,673,111)
Other Income & Expense	315,988	-	-	-	-	315,988
Debt Service	(505,917)	-	-	-	-	(505,917)
RSIP Revenues & Expenses	(205,000)	-	-	-	-	(205,000)
Transfer to Sewer Reserves	(538,221)	538,221	-	-	-	-
Transfer to VERF	(540,000)	-	500,000	-	-	(40,000)
Transfer to Building & Land Reserve	(3,000,000)	-	-	3,000,000	-	-
Transfer to Capital Repair-Demo Fund	(184,089)	-	-	-	184,089	-
Sewer Reserve Fund Projects	-	(500,000)	-	-	-	(500,000)
Vehicle & Equipment Fund Projects	-	-	(1,682,000)	-	-	(1,682,000)
Building & Land Fund Projects	-	-	-	(1,200,000)	-	(1,200,000)
Capital Improve (Facilities/Paving)	(505,000)	-	-	-	-	(505,000)
Capital Outlay (Vehicles/Equip/Land)	(177,500)	-	-	-	-	(177,500)
Capital Construction	(2,250,000)	-	-	-	-	(2,250,000)
Grant Service "A" Projects	(1,100,000)	-	-	-	-	(1,100,000)
Capital Outlay Other	(180,000)	-	-	-	(700,000)	(880,000)
Grant revenue	5,997,000	-	-	-	-	5,997,000
Capital Other	-	-	-	-	-	-
Projected results for FY27	248,138	38,221	(1,142,000)	1,800,000	(515,911)	428,447
Projected Running Cash Balances @ 4/30/2027	5,052,609	768,720	112,691	5,260,262	363,054	11,557,335

Airport Business Plan and Debt Covenant Requirements are separate from each other

Airport Business Plan operating reserves:

Less 3 month operating reserves* (1,668,278)

Over/(short) 3,384,331

* FY26 budgeted operating expenses times 25% as required by the Airport's business plan.

Airport Debt Covenant reserves^ (3,290,849)

Over/(short) 1,761,759

^ Operating expenses x 180 days / 365 days

LOCATION MAPS
FOR POTENTIAL
CAPITAL PROJECTS

LEGEND

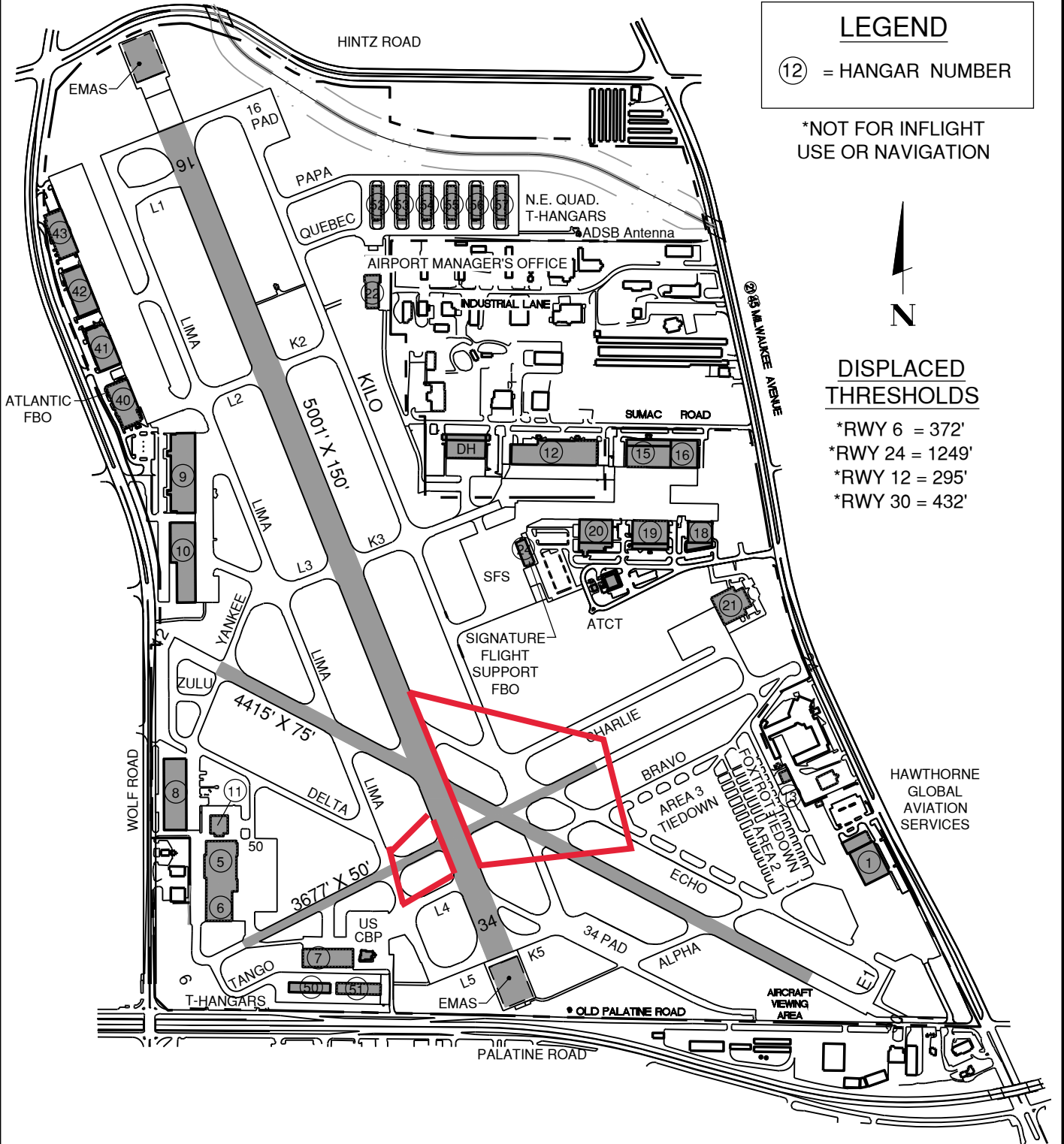
⑫ = HANGAR NUMBER

*NOT FOR INFLIGHT USE OR NAVIGATION



DISPLACED THRESHOLDS

- *RWY 6 = 372'
- *RWY 24 = 1249'
- *RWY 12 = 295'
- *RWY 30 = 432'



Hot Spot Taxiway Reconfigure Phase 1 Hot Spot Taxiway Reconfigure Phase 2

TOWER - 119.90
 GROUND - 121.7
 CLEARANCE DELIVERY/CHICAGO APPROACH - 124.7
 TOWER CAB NUMBER 847-229-6003
 TOWER HOURS M-F 0600L-2200L, SA-SU 0700-2200L

GLOSSARY OF TERMS

TERM	DESCRIPTION
AAAE	American Association of Airport Executives
Accrual Basis	The accounting term that reflects the method of recording revenue when earned and expenses when incurred. The Airport uses this method.
Capital Budget	Budgeted-for expenditures of Capital Improvement, Construction and Outlays, Grant Service and Allocations of Reserves for Replacements
ACFR	Annual Comprehensive Financial Report
CPI	Consumer Price Index
EMAS	Engineered Materials Arrestor System
Enterprise Fund	A fund used in governmental accounting to account for activities that provide goods or services to the public for a fee that is meant to make the entity self-sustaining. It operates in a manner similar to private business enterprises, with the intent that the costs (expenses, including depreciation) of providing goods or services to the general public on a continuing basis be financed primarily through user charges.
FAA	Federal Aviation Administration
Fund	An amount set aside for a specified purpose
GFOA	Government Finance Officer's Association
Infrastructure	Airport runways, taxiways and aprons
Modified Accrual Basis	The accounting term that reflects a mixture of the cash basis and accrual basis methods. The Airport does not use this method.
Operating Budget	Expenditures for Finance/Administration, Operations/Maintenance, Interest Income, and Interest Expense for daily operations of the Airport.
Operation	A landing or takeoff.
Part 139	Federal Regulation governing air taxi operations.
Rwy	Runway
SWPPP	Storm water Pollution Prevention Program
TIPs	Transportation Improvement Program presented to the State of Illinois, Department of Transportation, Division of Aeronautic