

Access Control Map

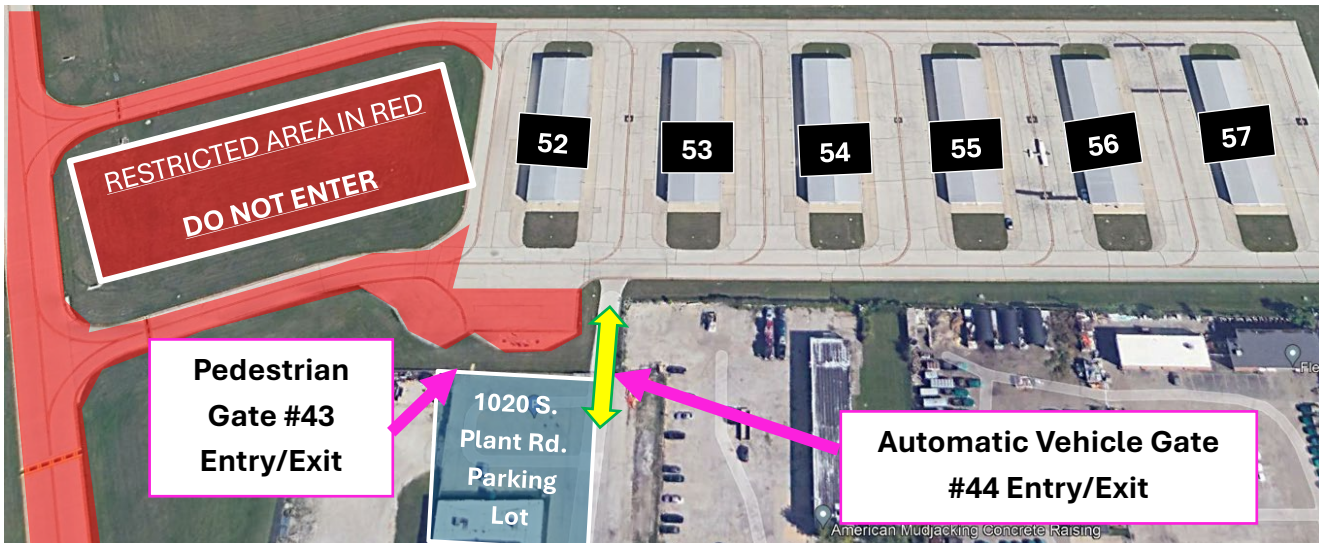
The following maps are shown below where individuals credentialed by the Chicago Executive Airport may operate depending on where their access is granted.

- Please note that if you are unsure of anything, please contact Airport Operations for clarification.
- All automatic vehicle gates have vehicle loop detectors for free exit and additionally have access keypads inside of the gates near the gate operators.
- Please note, most gate activities are recorded by CCTV.
- Please view the general rules at the bottom of this memo for some of the regulations related to access control.
- Please scan the below QR code for Install and Use Instructions and Common Bluetooth Troubleshooting



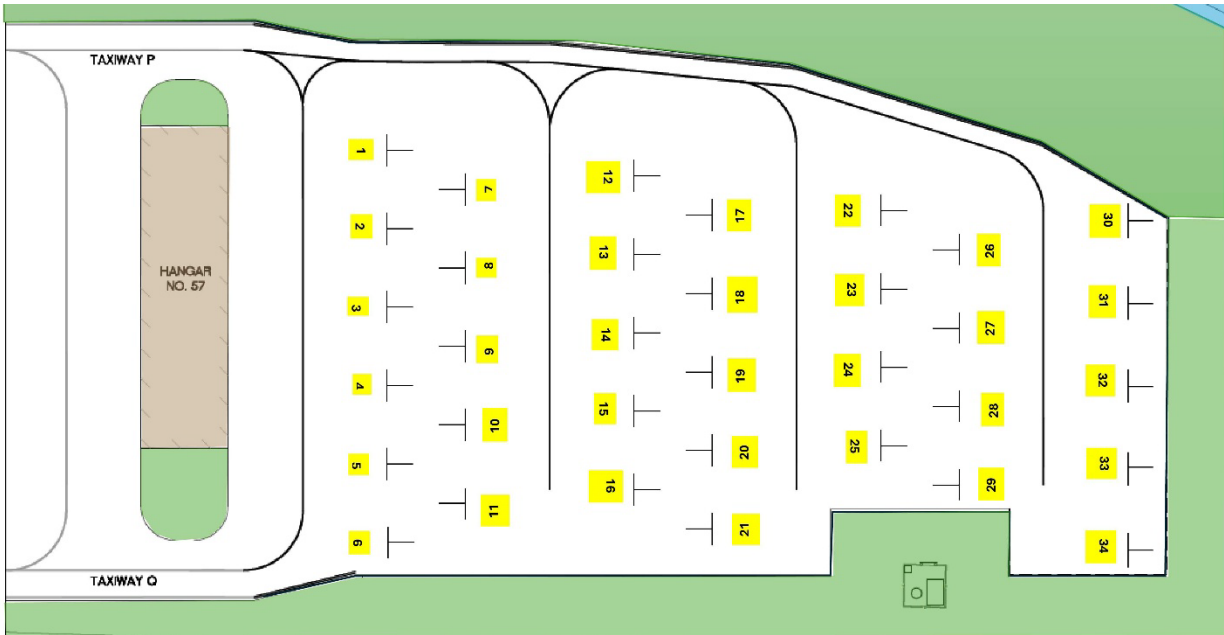
Northeast T Hangars (52 – 57)

** Flight School Students and Renters are limited to Pedestrian Gate #43 only*




Northeast Quadrant Tie-Downs

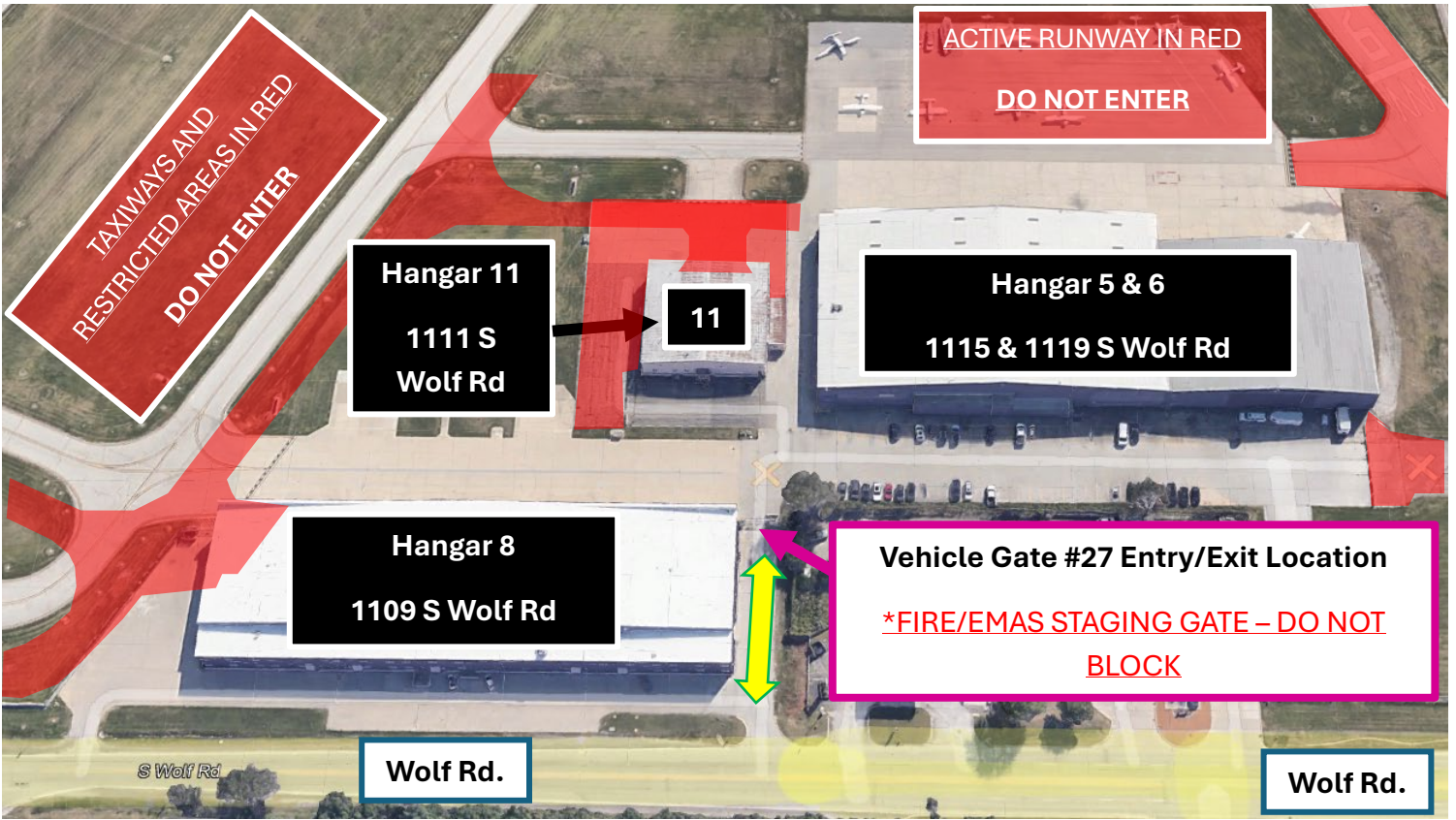
Updated 10/27/2025



Southwest T Hangars 50 & 51

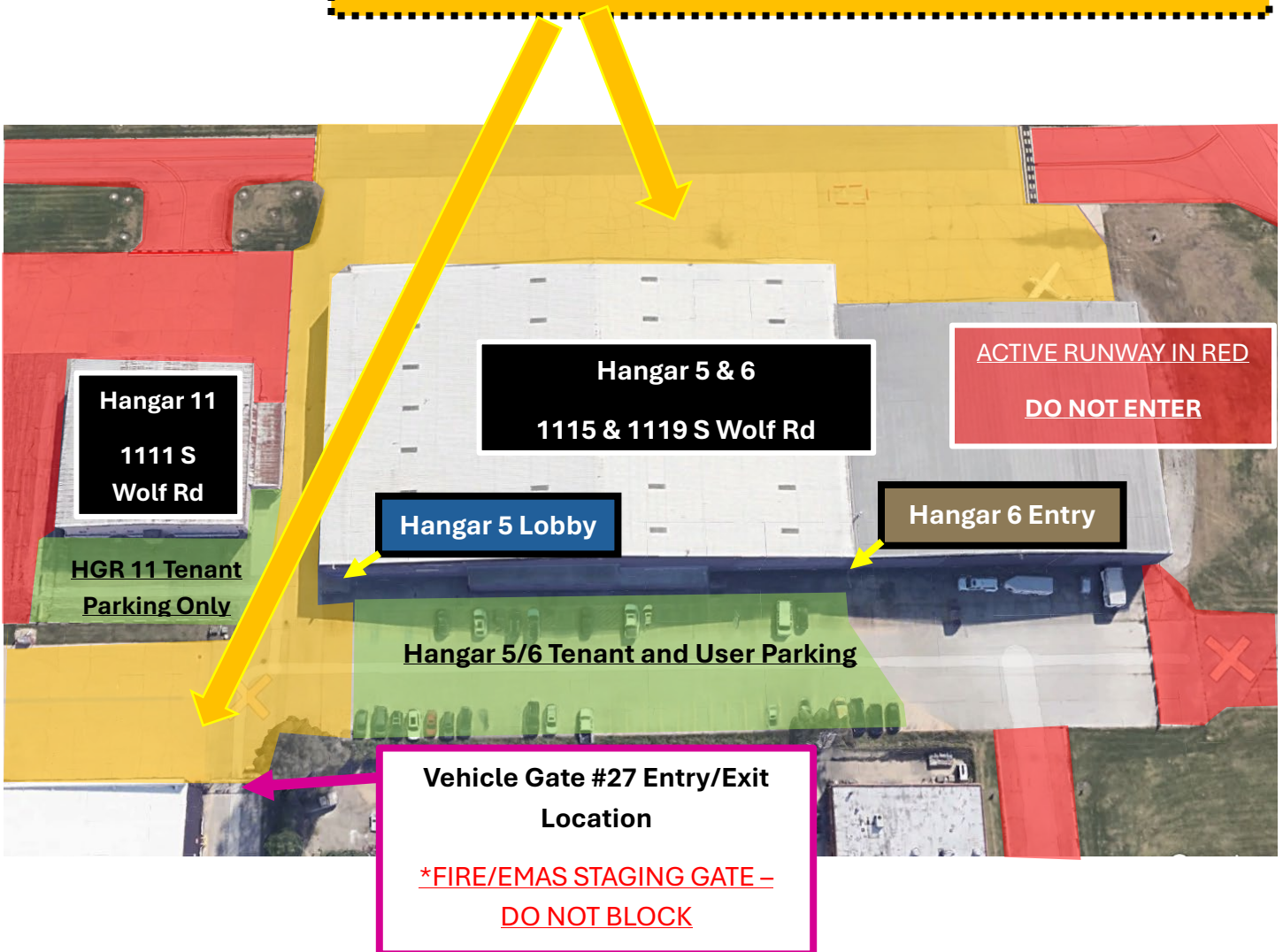


Gate #27 Serving Hangars 5, 6, 8, & 11

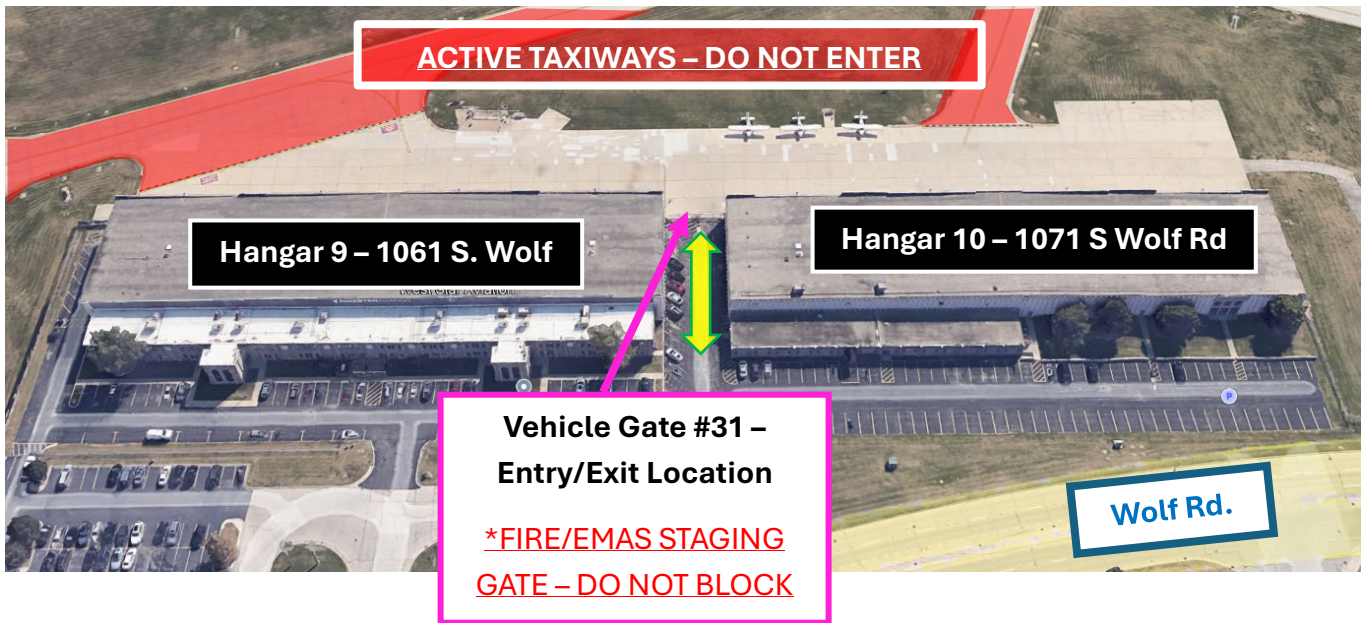


Aircraft Aprons

- **Use extreme caution.**
- **Avoid driving vehicles here if possible.**
- **Give way to all aircraft.**
- **Tenant Luggage Drop Off Allowed Only or Aircraft Service Providers with a valid CEA Commercial Operating Permit.**
- **Be aware of Jet Blast, Helicopter Downwash, and Fuel Trucks.**
- **No Students/Renter Vehicles – NO EXCEPTIONS.**



Hangars 9 & 10



General Rules

- When entering or exiting any gate whether in a vehicle or in person, the gate must fully close behind you before proceeding.
- DO NOT allow anyone to piggy back/tailgate you through the airport gates.
- Any individual (credentialed or not) entering in the Airport grounds does not have authorization to access the Airport Movement Area (Runways and Taxiways) with vehicles individuals may only do so with via aircraft in accordance with the appropriate Federal Aviation Regulations.
- Chicago Executive Airport reserves the right to limit, suspend, or revoke access credentials at any time without notice or warning. This can further lead to revocation of permits, leases, and/or agreements with the Airport Administration.
- The Airport may tow, remove, or cause to be removed from the Airport any vehicle that is disabled, abandoned, creates a safety risk, and/or parked in violation of the Rules and Regulations at the vehicle operator's risk and expense and without liability for damage that may result from such removal.
- Vehicles shall not be parked or stopped in such a manner to obstruct an Airport access gate, taxiway, taxilane, and/or obstruct access to hangars, parked aircraft, and/or parked vehicles. Vehicles must be parking in designated parking areas.
- Access credential holders are responsible for all activities, actions, and behavior or their partners, passengers, employees, and guests while inside of the gates of Chicago Executive Airport.
- Aircraft always have the right of way over personnel and vehicles. Please use caution around aircraft as the engines may be started at any time.
- Airport Operations reserves the right to limit access, suspend, or revoke access credentials at any time without notice or warning.
- Chicago Executive Airport Rules & Regulations in which can be found at <https://www.chiexec.com/documents/>.